

## 2024 FAMILY AND CONSUMER SCIENCES AND OTHER RELATED PROJECTS REQUIREMENTS

(Each 4-H member who enrolls in a Family and Consumer Sciences related project needs a copy of this letter.)

WELCOME TO THE HURON COUNTY 4-H PROGRAM IN 2024

As your club organizes this year you will find some very important information in this project requirements letter. The Family Guide to 4-H contains information on almost 200 possible projects. It is to be used along with this letter. Knowing the requirements of a project, when it will be judged, and what you must exhibit will help you make the best choice. Parents/guardians should share in the project selection process and should read this requirements letter carefully before enrolling in 4honline.com. Information in this letter supersedes Family Guide and project book information.

### HURON COUNTY 4-H GUIDELINES

**1. MEMBERSHIP ELIGIBILITY:** As of January 1, eligibility for participation in 4-H projects and competitive events begins when a child is age 8 and in third grade. Any youth age 9 or above is eligible for project membership, regardless of grade. 4-H membership ends December 31 of the year in which you turn 19. *Ohio State University Extension embraces human diversity and is committed to ensuring that all research and related educational programs are available to clientele on a nondiscriminatory basis without regard to age, ancestry, color, disability, gender identity or expression, genetic information, HIV/AIDS status, military status, national origin, race, religion, sex, sexual orientation, or veteran status. This statement is in accordance with United States Civil Rights Laws and the USDA.*

**2. MEETING ATTENDANCE:** Your club must have at least eight meetings each year and you must attend at least six to complete your year's membership and exhibit at the fair. Your club may have additional completion requirements. You may be excused from meetings for other 4-H activities or for school activities. Meetings missed because of work, community baseball, family vacations, etc. are not excused.

**3. ENROLLMENT:** Families will self-enroll in 4-H. Families will be given instructions explaining the process of self-enrolling in the 4-H database. Members will enroll themselves in their club and 4-H projects during the self-enrollment process.

**4. PROJECT ENROLLMENT FEES:** There is an \$8.00 per project enrollment fee. The enrollment fee will include one project book, up to \$8.00 in value. Members in the second year of a two-year project, may use the same book, but must pay \$8.00 to enroll in the project this year. There are many exceptions when the project manuals and supplements cost more than \$8.00 per project. Check this letter for additional cost items.

**5. PROJECT SELECTION:** Projects should be selected based on age, interest, and/or previous experience. The Family Guide to 4-H codes all projects as beginning, intermediate or advanced to help with your project selections. See the corresponding age and difficulty level information in this letter. Individual project books will also give some suggestions. This information should be followed when selecting projects.

**6. PROJECT REPETITION:** If a member has not mastered the information in any project book, they may repeat that project if age requirements are met, and it is not a project that is designed to be taken only once. Members repeating projects MUST challenge themselves by selecting different and more difficult activities, materials, or techniques. State guidelines must be followed.

**7. PROJECT BOOKS:** All projects require the completion of a project book as part of the learning process. Completed project books must be brought with the member to their judging interview. Your club may require you to turn in your project book(s) for evaluation prior to Fair Entry deadline of July 8, 2024.

**8. ETHICS & JUDGING:** All work on 4-H projects must be that of the member. Supervision and help by an advisor, parent, etc. is acceptable, but each member must do their own work. **Can NOT have someone paid to help with project.** All Family and Consumer Sciences projects are evaluated by interviews. See scheduled dates given in this letter. Specific judging times will be scheduled later. Any member who misses their assigned judging time will be judged at the end of the judging schedule for the day only if time permits. Judges WILL NOT be asked to remain beyond the end of the scheduled judging time to accommodate someone who misses their regular scheduled time.

Huron County Extension  
180 Milan Avenue, Suite 1  
Norwalk, Ohio 44857-1168  
419-668-8219  
Huron.osu.edu

**9. ABSENTEE JUDGING / JUDGING CONFLICTS:** If you will not be available for judging on the designated date, you must make an appointment to bring your completed project to the Extension Office for evaluation on Absentee Judging day, **July 29, 2024**. If an unexpected conflict with judging times occurs at the fair, see the department superintendent immediately to decide. If you are not judged by the official judge for your project, you will have credit for a completed project, be awarded a project grade, and can exhibit at the fair, **but you will NOT be eligible for placings or premiums.**

**10. REQUIREMENTS FOR 4-H MEMBERS AT INTERVIEWS:** Dress neatly and be sure you are well groomed. T-shirts with logos or advertising for beer, cigarettes, etc. and ball caps are not allowed. Personal appearance will be a criterion for judging. Be on time for your interview. Check in at the registration table when you arrive. Read your project book thoroughly and review the project completion requirements in this letter before judging to make sure you have met all requirements. Information in this letter supersedes information regarding project completion, judging, and fair display requirements found in your project book. **You must bring your completed project book to judging.** Remember to speak up when answering questions. If you have done something in your project that the judge does not ask you about, tell them about it.

**11. AWARDS AND PLACING:** This project requirement information may be different than the information in your project book(s). To receive awards and premiums you must follow the guidelines for evaluation and fair exhibits that are listed in this letter rather than the project books and Family Guide. Members who do not have all items required for judging will be evaluated and given credit for a completed project, however their grade will be lowered, and they will not be eligible to place.

**12. JUDGE'S DECISIONS** are final in all projects! If you have concerns about the process of evaluation, you may channel them through the 4-H Committee. We will evaluate all concerns and decide where we can make changes for another year.

**13. STATE FAIR SELECTIONS:** State Fair participants for Fine Arts, Food, Experiential Foods & Clothing projects are selected at pre-fair judging. Members enrolled in other state fair eligible projects must bring their completed project book, all project records and project display to the Extension Office on **Friday, July 19 at 9:00 a.m.** to be considered for state fair. One member from each project may be selected to participate.

**14. FAIR PARTICIPATION:** To be eligible for placings, fair premiums, and awards, every member must participate in a fair activity. For miscellaneous projects, it is judging at the fair and the fair exhibit. For Fine Arts, Clothing, Experiential Foods, and Food &

Nutrition projects, it is the display at the fair and the FCS/Style Review Monday evening. **15. FAIR EXHIBITS:** All projects **must have** an exhibit at the fair. There is specific exhibit requirements for many FCS projects which are listed with project descriptions in this letter. For any project that simply lists that an "educational exhibit" is required, it can be either a POSTER or DISPLAY. Only one exhibit is permitted per project.

A. All FCS projects and fair exhibits must enter the fair between **10:00 a.m. and 3:00 p.m. Sunday, August 11**. All projects must be checked in with a superintendent in the FCS Building.

B. Projects will be released on **Sunday, August 18 between 8:00 a.m. and 12:00 noon**. Projects must be checked out with a superintendent. (See number 16, below.)

C. All **POSTERS** must be no larger than **22" x 28"**, including any frame (one poster per project). A **DISPLAY** must be free-standing and should cover no more than **3' x 2' of table space and be no more than 3 feet tall**. Maximum size for Get Started in Art works of art is 3' x 3' x 3'. **DO NOT guess, measure your poster or display! NO FOAM BOARD DISPLAYS. NOTE: BE CREATIVE!** When fair requirements indicate an "exhibit", it does not have to be a poster.

D. Project exhibits which do not follow the enclosed exhibit guidelines will receive a grade but will be ineligible for class placings and premiums.

E. No glass or breakable items may be displayed.

**16. PROJECTS LEFT AT THE FAIR:** All left-over projects not picked up from the fair during regular check-out times will be left in the Junior Fair Office. Projects may be picked up at the Jr. Fair Office on **Thursday, September 5 between 6:00 – 7:00 p.m.** Projects then become the property of the Junior Fair Board and will be disposed of at their discretion.

**17. PUBLIC SPEAKING EVENTS:** The Communication Event will take place on **June 27**. The speeches or demonstrations are not placed. However, selections for further competition are made. All participants will receive feedback and constructive criticism.

We hope this will be another very successful 4-H year. The information in this letter will help make this possible. Please do not hesitate to call the Extension Office if you have questions, or if there is any way we may be of assistance to you.

## TABLE OF CONTENTS

Quick Reference of Important Dates	page 3
Clothing Projects	pages 4 - 12
Basic Clothing Project Requirements & State Fair	pages 4 - 5
Clothing Construction Projects.	pages 6 - 10
Clothing Selection Projects	page 11
Modeling Class Information	page 12
Clothing Skillathon	page 12
Ohio State Fair Clothing Awards	page 12
Furniture & Woodwork Recycling Project.	page 13
Self-Determined Projects	page 13
Home Decorating and Design Projects	page 14
Management & Equipment Projects	page 15
Family Life Projects	pages 16
Personal Development Projects	pages 17
Food Experiential Learning Projects	pages 18
Food and Nutrition Projects	pages 19 - 26
Basic Food and Nutrition Project Requirements	page 19
Food and Nutrition Projects	pages 20 - 25
State Fair Foods Participation & Project Portfolio	page 26
Healthy Living Projects	pages 27 - 29
Fine Arts Projects	pages 30 - 35
Get Started in Art	page 30
Cake Decorating	page 31
Quilting	pages 32 – 33
Scrapbooking	page 34

## 2024 QUICK REFERENCE OF IMPORTANT DATES

**Be sure to read about the details of these events included in this letter.**

- April 11 **Still Project Open House** – 6:00pm – 8:00pm, Expo Building, Fairgrounds.
- June 27 **Communication Event** at County Administration Building – call office to schedule a time.
- July 1 **“Before” pictures of Furniture and Woodwork Recycling** projects are due at the Extension Office. Dimensions for each piece must be included.
- July 8 **Junior Fair Entry, including Fashion Review Info**, due to Extension Office.
- July 16 **Fine Arts Judging** - Huron County Fairgrounds Expo Building. Fine Arts Judging will include Get Started in Art, Cake Decorating, Scrapbooking and Quilting.
- July 17 **NEW FOR 2024 Clothing Judging & Modeling Event / Style Review–Co. Fairgrounds Expo Building**
- July 18 **Food & Nutrition and Food Experiential Learning Judging** - Huron County Fairgrounds Expo Building.
- July 19 **State Fair Selections** for Misc. Projects, Extension Office, 9:00 a.m.
- July 29 **Still Project Absentee Judging** - Extension Office, 9:00 a.m. - 12:00 noon. By appointment only.
- Aug. 1 **The Writer in You**, materials due to Extension Office.

### HURON COUNTY FAIR:

- Aug. 11 **Exhibits checked into Huron County Fair** - 10:00 a.m. - 3:00 p.m.
- Aug. 12 **NEW FOR 2024 Junior Fair FCS / Style Review**- 5:00 p.m. (Experiential Foods, Foods, Fine Arts and Clothing). Assemble at 4:50 p.m.
- Aug. 14 **FCS Miscellaneous Project Judging**, starting at 9:00 a.m.
- Aug. 14 **FCS Miscellaneous Awards**, 1:00 p.m.
- Aug. 18 **Exhibits released from Huron County Fair** - 8:00 a.m. - 12:00 noon

NOTE: 4-H members may enter items in open class. However, current year 4-H project cannot be entered in open class this year.

# CLOTHING PROJECTS

## PROJECT SELECTION AND COMPLETION:

**AGE/EXPERIENCE REQUIREMENTS:** Age and experience requirements listed in this letter should be followed when members choose their projects.

**SELECTION VS. CONSTRUCTION:** There are several clothing projects (listed as Clothing Selection Projects) which require no construction. Others require construction of one or more garments of the total outfit (listed as Clothing Construction Projects). **COMMERCIAL PATTERNS** must be used for all clothing construction projects.

**CONSUMER SHOPPING SHEET:** All members completing a CLOTHING CONSTRUCTION project must complete a **Consumer Shopping Sheet** needs to be filled out for judging. One copy of this sheet will be included in the advisor packet. Ask your advisor if you would like to see it before enrolling in a clothing project. Make sure you have one when you go shopping for your fabric!

**TOTAL LOOK:** Emphasis in clothing projects is on how well you can put garments together - made or selected -- to complete a total "sharp" look. Your goal is to achieve a smooth appearance and a complete TOTAL LOOK by coordinating a complete outfit. Try something new, but don't take on more than you can manage!

## COMPLETE OUTFIT & MODELING:

- All projects, whether selected or constructed, must be presented as a complete outfit, and must be modeled by the person for whom it is designed at judging and both fashion reviews.
- **Sew For Others is the only project where members may sew for someone other than themselves.**
- **THE COMPLETE OUTFIT** - You may select items from your wardrobe or purchase some items to complete an outfit. **NO ITEM OF CLOTHING MAY BE MODELED OR USED TO COMPLETE MORE THAN ONE OUTFIT!** For example: Skirts made for Sew Fun! and tops made for Terrific Tops cannot be worn together as one outfit for evaluation and style review. If you choose to take two clothing projects, you must assemble two totally different complete outfits. Exception: Jewelry, shoes, and other accessories may be used for more than one project.
- Refer to individual project books for the type of garment(s) you are required to make for each project. **PROJECTS NOT MEETING REQUIREMENTS CANNOT PLACE.**

**REPEATING PROJECTS:** You may repeat some clothing projects as long as you **meet the age and experience level guidelines.** Some clothing projects are designed to be taken only once. See details in this letter. If you choose to repeat a clothing project, you must attempt a new challenge, such as a more complicated pattern or harder to handle fabric, etc. For Shopping Savvy, you must challenge yourself as you complete the project book activities each year.

**MATERIALS & DESIGN:** Be sure to select materials and designs appropriate for you or the person for whom you are sewing. You will learn to recognize quality in fashion, grooming, posture, poise, construction, fit, and good design. Garments made or selected should be appropriate for a 4-H Clothing Project and occasion, avoiding skirts and shorts that are very short, intimate apparel, or clothing that is too tight.

**HELP WITH CLOTHING PROJECTS:** Members should ask their Advisors for help.

## SOME THINGS YOU SHOULD KNOW FOR EVALUATION:

**A. JUDGING:** All clothing projects are evaluated by individual interviews where the complete outfit will be judged. Members will be questioned about what they have learned from completion of both the project and the project book. Judging will be **Wednesday; July 17 at the Huron County Fairgrounds Expo Building** Complete outfits must be modeled by the person for whom the outfit is designed. **Members will need to be present for most of the day** for judging and pre-fair style review.

**B. ETHICS:** All work on clothing projects, as with all 4-H projects, must be that of the member. Help and supervision is acceptable, but each member must do their own work and sew their own project. **No project in 4-H may ever be made under supervision of someone being paid to help.**

**C. CONSTRUCTIVE CRITICISM:** You will receive some compliments about your work and may also receive some suggestions for improvement and/or challenges for future projects. **REMEMBER:** Judge's comments are intended to help you learn and improve your skills. Your goal should be GROWTH & DEVELOPMENT in your chosen skill or talent. Maybe the judge's idea is worth trying!

**CLOTHING CONSTRUCTION MEMBERS MUST BRING THE FOLLOWING ITEMS FOR JUDGING:**

- \_\_\_\_\_ 1. Clothing project including complete outfit to be modeled for the judge.
- \_\_\_\_\_ 2. Complete pattern (all pattern pieces, guide sheet, and envelope).
- \_\_\_\_\_ 3. Completed project book and any other required project records.
- \_\_\_\_\_ 4. Consumer Shopping Sheet for all Construction Projects.
- \_\_\_\_\_ 5. Any other activities or records required for completion of your specific project (see your project book & details in this letter).

**CLOTHING SELECTION MEMBERS MUST BRING THE FOLLOWING ITEMS FOR JUDGING:**

- \_\_\_\_\_ 1. Complete outfit assembled to be modeled for the judge.
- \_\_\_\_\_ 2. Completed project book and any other required project records.
- \_\_\_\_\_ 3. **Record of project activities in a scrapbook or notebook.**
- \_\_\_\_\_ 4. Any other activities or records required for completion of your specific project. (See your project book & details in this letter.)

**NEW FOR 2024 4-H FASHION REVIEW:**

Members who wish to be considered for awards and premiums on their clothing projects must participate in two fashion reviews. **The Style Review / Modeling Event will take place Wednesday July 17, at the Huron County Fairgrounds Expo building. The Junior Fair FCS / Style Review will take place Monday, August 12 at 5:00pm at the Huron County Fair.** Awards and places will be announced at the FCS / Style Review held at the Fair. (Members with multiple projects must make arrangements with superintendents.) **Failure to return clothing to booth after the Style Review will result in loss of premium and/or participation awards.**

**NEW FOR 2024 MODELING CLASS:**

- A. This class is judged on **July 17**. In this category members are judged only on modeling, (posture, poise, grooming, and how they present themselves on stage), not on construction or selection of their outfit. **NOTE CHANGE:** It is **MANDATORY**, for any 4-H member taking a clothing project to participate in the Modeling Classes. Except for Sew For Others, it is optional.
- B. There are 3 categories: Beginners (ages 8 - 11, who have NEVER modeled before), Intermediate (ages 12 - 14, who have modeled at least once before), and Senior (ages 15 and up).

**Tuesday July 30, Session 1**

Accessories for Teens  
Sundresses & Jumpers  
Clothing for Middle School  
Dress Up Formalwear  
Creative Costumes

**Tuesday July 30, Session 2**

Designed by Me  
Shopping Savvy Jr.  
Shopping Savvy Sr.  
Sew for Others Jr.  
Sew for Others Sr.  
Dress Up Daywear

- To enter the Modeling Class: Members must complete a **separate entry through** Fair Entry. The online Fair entries must be completed **by July 8.** (See below.)

**NEW FOR 2024 STYLE REVIEW / MODELING EVENT IS MANDATORY, except for Sew for Others which is optional.** The appropriate entry must be completed by each member participating in the Fashion Review / Modeling Event. Fair Entries must be completed by **July 8.** The narration entries will be used during the Style Review / Modeling Event, so please fill it out completely, and include fabric colors for clothing projects.

**NEW FOR 2024 The Clothing Skillathon is MANDATORY,** but informal for all clothing project members. It will be held during Clothing Judging on **July 17 from 9:00 a.m. - 12:00 noon. There will be 2 categories- Junior & Senior for both Construction and Selection**

**Construction:** 7 Clues to a Total Look, sewing supplies, machine parts identification, commercial pattern comprehension, sewing on a button and content covered in project book activity sections.

**Selection:** 7 Clues to a Total Look, laundering, garment quality, store types, and content covered in project book activity sections.

**STATE FAIR PROJECTS ELIGIBLE:** All clothing projects are eligible for State Fair competition. All projects must meet **Family Guide and County requirements to be eligible to be selected for participation at State Fair Fashion Revue.** Participants will be selected from those participating in the County Style Review on **Wednesday, July 17.** Members selected for State Fair will be notified by the end of the day on **July 17.** Huron County members will participate in State Fair Fashion Revue in Columbus on Tuesday, **July 30 - Thursday, August 1.** Completed project books and records are required for judging in all clothing projects at county and State Fair judging.

**PROJECTS AT STATE FAIR:**

- A. ALL CLOTHING PROJECTS: Members who have won in State Fair competition previously MAY NOT participate in the same category at state the following year.
- B. SEW FOR OTHERS: If the project is repeated for multiple years, a new category of "other" must be selected.
- C. Individuals may participate in a total of 2 classes if they are in different style reviews. (See next page)

**Wednesday July 31, Session 1**

Terrific Tops  
Em\*bel\*lish  
Ready, Set, Sew Active!  
Look Great for Less Sr.  
Clothing for HS & College  
Clothing for Your Career

**Wednesday July 31, Session 2**

Sew Fun Jr.  
Sew Fun Sr.  
Loungewear Jr.  
Loungewear Sr.  
Look Great for Less Jr.  
Outerwear for Anywhere

## CLOTHING CONSTRUCTION PROJECTS

All Clothing Construction Projects are Eligible for State Fair Competition.

NOTE: Commercial patterns MUST be used for all clothing construction projects. No pre-smocked fabric where only a side seam is needed to complete. Garment pieces printed on fabric may not be used for any clothing construction project. When garment pieces are printed on fabric, members will not have the opportunity to learn the skills of using a commercial pattern. Garment pieces printed on fabric will not allow fitting and quite often the pieces will not be printed on grain and then the fabric will not be able to be straightened. **July 17 - Clothing Judging & Style Review/Modeling Event – Huron County Fairgrounds Expo Building.**

ANOTHER NOTE: Sew For Others is the only project where members may sew for someone other than themselves. Modeling is optional for this as well.

### Class 1 - Clothing

PROJECT	COMPLETION REQUIREMENTS	FOR JUDGING	FAIR EXHIBIT
<p style="text-align: center;"><b>SEW FUN</b> 409</p> <p><b>Beginning level, ages 8 - 11.</b> For members with no experience in 4-H clothing construction projects.</p> <p>This is a ONE-TIME only project.</p>	<ol style="list-style-type: none"> <li>1. <b>Make one item of clothing with fully elastic-waist skirt, shorts, pants or capris.</b></li> <li>2. Members will coordinate their garment into a complete outfit for judging and the fair.</li> <li>3. Members will also assemble a beginner’s sewing box and sew a pin cushion to go in the sewing box.</li> <li>4. Must complete all 15 activities in project book. See Project Guidelines on page 3 of the project book.</li> </ol>	<ol style="list-style-type: none"> <li>1. Bring items 1 - 5 listed on page 5 of this letter for clothing construction projects.</li> <li>2. Bring pin cushion from activity 6.</li> <li>3. Bring assembled sewing box.</li> <li>4. Model complete outfit.</li> <li>5. Must participate in Style Review/Modeling Event at judging and Style Review at the Fair to be eligible for awards and placing.</li> </ol>	<p>Display constructed item in fair clothing display. Project must be checked in between 10:00 a.m. and 3:00 p.m. on Sunday, August 11.</p> <p>Entry 1: Sew Fun</p>
<p style="text-align: center;"><b>TERRIFIC TOPS</b> 419</p> <p><b>Beginning level project for Tweens, ages 11 - 13.</b> (Must have no more than three years in 4-H clothing project experience to model this project in the Style Review</p> <p>This is a ONE-TIME only project.</p>	<ol style="list-style-type: none"> <li>1. Sew a top from a pattern you choose and buy the rest of the outfit or select all or part of the rest of the outfit from clothes you already own.</li> <li>2. Members will coordinate their garment into a complete outfit for judging and the fair.</li> <li>3. Must complete all 8 activities in project book, including Talking It Over pages and Project Record page. See Project Guidelines on page 3 of the project book.</li> </ol>	<ol style="list-style-type: none"> <li>1. Bring items 1 - 5 listed on page 5 of this letter for clothing construction projects.</li> <li>2 Model top with selected outfit.</li> <li>3. Must participate in Style Review/Modeling Event at judging and Style Review at the Fair to be eligible for awards and placing.</li> </ol>	<p>Display constructed top in fair clothing display. Project must be checked in between 10:00 a.m. and 3:00 p.m. on Sunday, August 11.</p> <p>Entry 2: Terrific Tops</p>

PROJECT	COMPLETION REQUIREMENTS	FOR JUDGING	FAIR EXHIBIT
<p style="text-align: center;"><b>SUNDRESSES &amp; JUMPERS</b> 413</p> <p><b>Beginning level for Tweens, ages 11 - 13.</b> (Must have no more than four years in 4-H clothing projects to model this project in the Style Review) Members enrolling in this project must purchase a project book each year they enroll in the project. \$8.00</p>	<p>1. <b>Make a sundress or jumper using a commercial pattern, select a top to wear with it (if needed) and choose other items to complete your outfit.</b> 2. Note: pantsuits, jumpsuits, skorts and split skirt jumpers require fitting skills that are beyond this level and should NOT be made in this project. 3. Must complete all 15 activities in project book. See Project Guidelines on page 5 of the project book.</p>	<p>1. Bring items 1 - 5 listed on page 5 of this letter for clothing construction projects. 2. Model complete outfit. 3. Must participate in Style Review/ Modeling Event at judging and Style Review at the Fair to be eligible for awards and placing.</p>	<p>Display constructed garment in fair clothing display. Project must be checked in between 10:00 a.m. and 3:00 p.m. on Sunday, August 11.</p> <p>Entry 3: Sundresses &amp; Jumpers</p>
<p style="text-align: center;"><b>ACCESSORIES FOR TEENS</b> 407</p> <p><b>Beginning Skill Level</b> Should have no more than 3 years of sewing project experience. May repeat with more complex experiences.  Members enrolling in this project must purchase a project book each year they enroll in the project. \$8.00  Can take the project 1-2 years.</p>	<p>1. <b>Make at least one accessory</b> (bag/purse, belt/cummerbund, footwear/shoe covers, hat, gloves, jewelry, removable collar/dickey/jabot, scarf or tie, muffler/shawl, socks/hosiery, suspenders or other) to add a finishing touch or to achieve a more complete appearance for an outfit you select. 2. Complete activities related to what accessories do for you, use accessories effectively, do a wardrobe inventory, and accessories for a total look. 3. Must complete all 4 Interest Areas in project book. See Project Guidelines on page 4 of the project book. 4. NOTE: Garments such as sweaters or vests are not considered accessories for this project. Similarly, permanent decorations such as patches, smocking, embroidery, needlework, or other non-removable features added to ready-to-wear items are NOT options to complete the requirements for this project, although such techniques may be included in constructing the accessory.</p>	<p>1. Bring items 1 - 5 listed on page 5 of this letter for clothing construction projects. 2. Model accessories with selected outfit. 3. Must participate in Style Review/ Modeling Event at judging and Style Review at the Fair to be eligible for awards and placing.</p>	<p>Display constructed accessory in fair clothing display. project must be checked in between 10:00 a.m. and 3:00 p.m. on Sunday, August 11.</p> <p>Entry 4: Accessories for Teens</p>
<p style="text-align: center;"><b>READY, SET, SEW ACTIVE!</b> 415</p> <p><b>Intermediate Skill Level</b> Project designed for members with some clothing project experience.  Members enrolling in this project must purchase a project book each year they enroll in the project. \$8.00  Can take the project 1-2 years.</p>	<p>1. <b>Construct at least one garment using a commercial pattern in an outfit appropriate to participate in a sporting event, for example, hiking, swimming, bicycling, tennis, dancing, etc.</b> 2. Must complete all 9 activities in project book. See Project Guidelines on page 3 of the project book.</p>	<p>1. Bring items 1 - 5 listed on page 5 of this letter for clothing construction projects. 2. Model complete outfit. 3. Must participate in Style Review/ Modeling Event at judging and Style Review at the Fair to be eligible for awards and placing.</p>	<p>Display constructed garment(s) in fair clothing display. Project must be checked in between 10:00 a.m. and 3:00 p.m. on Sunday, August 11.</p> <p>Entry 5: Ready, Set, Sew Active</p>

PROJECT	COMPLETION REQUIREMENTS	FOR JUDGING	FAIR EXHIBIT
<p align="center"><b>CLOTHING FOR MIDDLE SCHOOL</b> 424</p> <p><b>Intermediate Skill Level</b> Project designed for members with some clothing project experience. Member must be in Middle School or Junior High to take this project. Can take project 1-2 years. Members enrolling in this project must purchase a project book each year they enroll in the project. \$8.00</p>	<p>1. <b>Construct at least one garment with sleeves OR a skirt or pants plus a top such as a vest, collarless jacket, sweater, blouse or other top, with or without sleeves using a commercial pattern.</b></p> <p>2. Members will coordinate their garment(s) into a complete outfit for judging and the fair.</p> <p>3. Must complete all 5 Interest Areas, plus Evaluating Your Project and Project Summary. See Project Guidelines on page 5 of the project book.</p>	<p>1. Bring items 1 - 5 listed on page 5 of this letter for clothing construction projects.</p> <p>2. Bring <b>one of your clothing repairs.</b></p> <p>3. Model constructed school outfit with appropriate accessories.</p> <p>4. Must participate in Style Review/ Modeling Event at judging and Style Review at the Fair to be eligible for awards and placing.</p> <p>NOTE: Outfit must meet requirements of school dress code.</p>	<p>Display constructed garment(s) in fair clothing display. Project must be checked in between 10:00 a.m. and 3:00 p.m. on Sunday, August 11.</p> <p>Entry 6: Clothing for Middle School</p>
<p align="center"><b>SEW FOR OTHERS</b> 412</p> <p><b>Completely revised in 2021.</b></p> <p><b>Intermediate Skill Level -</b> Previous experience with clothing construction projects is required.</p> <p>May sew for Infants and Toddlers (to age 2); Preschoolers (ages 3 and 4); School Age (ages 5 through 12); Teens and Adults (ages 13 and up); Elderly Adults; Physically Handicapped or Disabled; Special Activities (wedding, plays, square dancing, baton, tap, etc.)</p> <p>Members enrolling in this project must purchase a project book each year they enroll in the project. \$8.00</p>	<p>1. <b>Construct one complete outfit for another person OR adapt 3 garments for a person with a disability or handicap using a commercial pattern.</b></p> <p>2. This project may be repeated up to seven times. The following rule found on page 15 of the project book will be enforced. This rule states, "If you repeat the project, a different category of Other must be chosen".</p> <p>3. Members repeating this project must attempt a new challenge, such as a more complicated pattern, a fabric that is more challenging to handle, or techniques not attempted before, etc.</p> <p>4. Must complete all 7 Interest Areas and Evaluating Your Project. See Project Guidelines on page 3 of the project book.</p> <p>NOTE: Sew for Others is the only project in which you may sew for someone other than yourself.</p>	<p>1. Bring items 1 - 5 listed on page 5 of this letter for clothing construction projects.</p> <p>2. <b>Constructed garment must be modeled by the person for whom the garment is made</b> except for garments adapted for a person with disabilities.</p> <p>3. If garments are adapted for a person with a disability, you may have the person model one of the garments (if possible) OR bring the three adapted garments.</p> <p>4. 4-H member taking this project must be present at judging and fashion review.</p> <p>5. Needs to be a complete outfit with appropriate accessories.</p> <p>6. <b>It is optional for member to enter modeling class for this project. They can compete in the clothes they wear to judging.</b></p>	<p>Display constructed or adapted garment(s) in fair clothing display. Project must be checked in between 10:00 a.m. and 3:00 p.m. on Sunday, August 11.</p> <p>Entry 7: Sew for Others</p>
<p align="center"><b>LOUNGEWEAR</b> 418</p> <p><b>All Skill Levels</b> Project designed for members with some clothing project experience.</p> <p>Members enrolling in this project must purchase a project book each year they enroll in the project. \$8.00</p>	<p>1. <b>Construct the outer layer of an outfit for lounging such as a cotton robe, a fleece shawl, or a terry cloth cover-up using a commercial pattern.</b></p> <p>2. This outer layer must be able to be removed for judging.</p> <p>3. Make or select other garments and accessories to wear with the top layer garment (sleepwear and footwear) to complete your lounging outfit.</p> <p>4. Complete outfit must be suitable to be modeled at the Style Review. Intimate wear is not appropriate.</p> <p>5. Must complete all 11 activities in book. See Project Guidelines on page 5 of the project book.</p>	<p>1. Bring items 1 - 5 listed on page 5 of this letter for clothing construction projects.</p> <p>2. Model top layer garment over a complete outfit. (Intimate wear is not appropriate for Style Review!)</p> <p>3. Must participate in Style Review/ Modeling Event at judging and Style Review at the Fair to be eligible for awards and placing.</p>	<p>Display constructed top layer in fair clothing display. Project must be checked in between 10:00 a.m. and 3:00 p.m. on Sunday, August 11.</p> <p>Entry 8: Loungewear</p>



<p style="text-align: center;"><b>OUTERWEAR FOR ANYWHERE</b> 420</p> <p><b>Advanced Skill Level</b> Project designed for members with much clothing project experience.</p> <p>Members enrolling in this project must purchase a project book each year they enroll in the project. \$8.00</p>	<ol style="list-style-type: none"> <li>1. <b>Construct an advanced level coat, jacket, or other outer garment using a commercial pattern.</b></li> <li>2. Put together a Total Look Outfit by combining the coat, jacket or cape from your project with other garments and accessories in your wardrobe or that you have purchased or made.</li> <li>3. Must complete all 10 activities in book. See Project Guidelines on page 3 of the project book.</li> </ol>	<ol style="list-style-type: none"> <li>1. Bring items 1 - 5 listed on page 5 of this letter for clothing construction projects.</li> <li>2. Model constructed outerwear garment with complementary outfit underneath and accessories.</li> <li>3. Must participate in Style Review/Modeling Event at judging and Style Review at the Fair to be eligible for awards and placing.</li> </ol>	<p>Display constructed outerwear garment in fair clothing display. Project must be checked in between 10:00 a.m. and 3:00 p.m. on Sunday, August 11.</p> <p>Entry 9: Outerwear for Anywhere</p>
<p style="text-align: center;"><b>DRESS-UP OUTFIT</b> 417</p> <p><b>Advanced Skill Level</b> Project designed for members with much clothing project experience.</p> <p>Members enrolling in this project must purchase a project book each year they enroll in the project. \$8.00</p>	<ol style="list-style-type: none"> <li>1. <b>Construct one dress up garment with two or more new experiences (zipper, sleeves, new trim or fabric) to be worn as part of a total dress up outfit using a commercial pattern.</b></li> <li>2. Assemble a total look outfit including the garment you made.</li> <li>3. Must complete all 5 Interest Areas. See Project Guidelines on page 3 of the project book.</li> </ol>	<ol style="list-style-type: none"> <li>1. Bring items 1 - 5 listed on page 5 of this letter for clothing construction projects.</li> <li>2. Dress-Up outfit will be considered either Day Wear or Formal Wear.</li> <li>3. Model garment made with appropriate accessories.</li> <li>4. Must participate in Style Review/Modeling Event at judging and Style Review at the Fair to be eligible for awards and placing.</li> </ol>	<p>Display constructed garment(s) in fair clothing display. Project must be checked in between 10:00 a.m. and 3:00 p.m. on Sunday, August 11.</p> <p>Entry 10A - Dress-Up Outfit, Day Wear Entry 10B - Dress-Up Outfit, Formal Wear</p>
<p style="text-align: center;"><b>CLOTHES FOR HIGH SCHOOL AND COLLEGE</b> 406</p> <p><b>Advanced Skill Level</b> Project designed for members with much clothing project experience.</p> <p>Member must be in High School or College to take this project.</p> <p>Members enrolling in this project must purchase a project book each year they enroll in the project. \$8.00</p>	<ol style="list-style-type: none"> <li>1. Construct one <b>outfit with a minimum of 2 pieces or a one-piece garment with sleeves, plus some other style detail you have not tried before, using a commercial pattern.</b></li> <li>2. Outfit should be for everyday wear to high school, college or meetings and meet the dress code.</li> <li>3. Special occasion outfits (homecoming, prom, dress-up day, athletic events, concerts, plays, etc.) should be in other related projects.</li> <li>4. Assemble a total look outfit including the garment(s) you made.</li> <li>5. Repair at least 3 items from your wardrobe.</li> <li>6. Must complete all 5 Project Areas. See Project Guidelines on page 2 of the project book.</li> </ol>	<ol style="list-style-type: none"> <li>1. Bring items 1 - 5 listed on page 5 of this letter for clothing construction projects.</li> <li>2. Bring <b>three of your clothing repairs.</b></li> <li>3. Model constructed school outfit with appropriate accessories.</li> <li>4. Must participate in Style Review/Modeling Event at judging and Style Review at the Fair to be eligible for awards and placing.</li> </ol>	<p>Display constructed garment(s) in fair clothing display. Project must be checked in between 10:00 a.m. and 3:00 p.m. on Sunday, August 11.</p> <p>Entry 11: Clothes for High School &amp; College</p>

PROJECT	COMPLETION REQUIREMENTS	FOR JUDGING	FAIR EXHIBIT
<p align="center"><b>CLOTHING FOR YOUR CAREER</b> 426</p> <p><b>Advanced Skill Level</b> Project designed for members with much clothing project experience. Dressing appropriately can be an important element of interview and job success. This project includes career awareness activities as well as clothing construction.</p> <p>Members enrolling in this project must purchase a project book each year they enroll in the project. \$8.00</p>	<p>1. <b>Construct an outfit that has a minimum of two pieces, provides you with several new challenges, and is suitable for your chosen job or interview, using a commercial pattern.</b></p> <p>2. Assemble a total look outfit including the garments you made.</p> <p>3. You will do at least two alterations/recycling experiences and compare costs with an alteration or repair service.</p> <p>4. Must complete all 5 Interest Areas, plus Evaluating Your Project. See Project Guidelines on page 4 of the project book.</p>	<p>1. Bring items 1 - 5 listed on page 5 of this letter for clothing construction projects.</p> <p>2. Bring <b>two alteration / recycling items and records of Career Awareness activities.</b></p> <p>3. Model constructed outfit with appropriate accessories.</p> <p>4. Must participate in Style Review/Modeling Event at judging and Style Review at the Fair to be eligible for awards and placing.</p>	<p>Display constructed garment(s) in fair clothing display. Project must be checked in between 10:00 a.m. and 3:00 p.m. on Sunday, August 11.</p> <p>Entry 12: Clothing for Your Career</p>
<p align="center"><b>CREATIVE COSTUMES</b> 408</p> <p><b>Advanced Skill Level</b> Project designed for members with much clothing project experience. May repeat but must choose a different costume category each year. NOTE: Costume must not be of a character covered by a copyright. Members enrolling in this project must purchase a project book each year they enroll in the project. \$8.00</p>	<p>1. <b>Research and construct a costume, for yourself, using a commercial pattern.</b></p> <p>2. Costume must fit into one of 4 categories: Historical, Ethnic/Cultural, Theatrical or Special Interest.</p> <p>3. Projects will be judged according to the 7 clues to a total look as well as the authenticity of the costume and knowledge of costume history or background related to the specific costume constructed.</p> <p>4. Must complete all 5 Interest Areas. See Project Guidelines on pages 4 of the project book.</p>	<p>1. Bring items 1 - 5 listed on page 5 of this letter for clothing construction projects.</p> <p>2. Bring your <b>record of research</b> done on background of your costume.</p> <p>3. Model constructed costume with appropriate accessories.</p> <p>4. Must participate in Style Review/Modeling Event at judging and Style Review at the Fair to be eligible for awards and placing.</p>	<p>Display constructed garment(s) in fair clothing display. Project must be checked in between 10:00 a.m. and 3:00 p.m. on Sunday, August 11.</p> <p>Entry 13: Creative Costumes</p>

## CLOTHING SELECTION PROJECTS

All Clothing Selection Projects are Eligible for State Fair Competition

### Class 1 - Clothing

PROJECT	COMPLETION REQUIREMENTS	FOR JUDGING	FAIR EXHIBIT
<p style="text-align: center;"><b>DESIGNED BY ME</b> 410</p> <p><b>For the very beginner, ages 8 - 10</b></p> <p>This project may be taken only one time and should be completed within one 4-H calendar year. Members enrolling in this project must purchase a project book each year they enroll in the project. \$8.00</p>	<ol style="list-style-type: none"> <li>Do not need a sewing machine. Will decorate (or embellish) a T-shirt, sweatshirt, button-down shirt or simple jacket <b>using at least two embellishment methods</b> and coordinate a total outfit for judging and Style Review.</li> <li>Other beginner activities in clothing selection and fashion included, plus learn how to make decorative stitches, and sew on a button.</li> <li>Must complete <b>all</b> activities in project book. See Project Guidelines on page 4 of the project book.</li> </ol>	<ol style="list-style-type: none"> <li>Bring items 1, 2 &amp; 4 listed on page 5 of this letter for clothing selection projects.</li> <li>Bring decoration pattern.</li> <li>Will be interviewed on project activities.</li> <li>Will model complete outfit including decorated top.</li> <li>Must participate in Style Review/ Modeling Event at judging and Style Review at the Fair to be eligible for awards and placing.</li> </ol>	<p>Decorated top, with 2 embellishments, to be placed in fair clothing display. Project must be checked in between 10:00 a.m. and 3:00 p.m. on Sunday, August 11.</p> <p>Entry 16: Designed by Me</p>
<p style="text-align: center;"><b>Em-bel-lish: A 4-H GUIDE TO WEARABLE ART</b> 411</p> <p>This <b>intermediate-level</b> project is for members with some clothing project experience who want the opportunity to complete a 4-H project by embellishing clothing. Members enrolling in this project must purchase a project book each year they enroll in the project. \$8.00</p>	<ol style="list-style-type: none"> <li>Embellish at least one garment and coordinate a total outfit for judging and Style Review.</li> <li>Embellishing includes applique, batik, beading, dyeing, embroidery, and many other techniques.</li> <li><b>Keep a record of activities in a notebook or scrapbook AND complete project record book.</b></li> <li>Must complete all 10 activities, plus Talking Points in the project book. See Project Guidelines in page 6 of the project book.</li> </ol>	<ol style="list-style-type: none"> <li>Bring items 1 - 4 listed on page 5 of this letter for clothing selection projects.</li> <li>Will be interviewed on project activities.</li> <li>Will model complete outfit including one embellished garment.</li> <li>Must participate in Style Review/ Modeling Event at judging and Style Review at the Fair to be eligible for awards and placing.</li> </ol>	<p>Embellished garment to be placed in fair clothing display. Project must be checked in between 10:00 a.m. and 3:00 p.m. on Sunday, August 11.</p> <p>Entry 17: Embellish</p>
<p style="text-align: center;"><b>SHOPPING SAVVY</b> 430</p> <p><b>All Skill Levels</b></p> <p>This project may be repeated as long as new learning experiences and new skills are developed each time. Members enrolling in this project must purchase a project book each year they enroll in the project. \$8.00</p>	<ol style="list-style-type: none"> <li>This project will help you take stock of your current wardrobe, compare different brands of the same clothing item, study current fashion trends, learn proper clothing care and, of course, go shopping.</li> <li>Must complete <b>all 8 activities</b> in project book. See Project Guidelines on page 5 of the project book.</li> <li><b>Keep a record of activities in a notebook or scrapbook AND complete project record book.</b></li> <li>Coordinate a complete outfit by purchasing new items and/or selecting items from your current wardrobe.</li> </ol>	<ol style="list-style-type: none"> <li>Bring items 1 - 4 listed on page 5 of this letter for clothing selection projects.</li> <li>Will be interviewed on project activities.</li> <li>Will model complete outfit selected.</li> <li>Must participate in Style Review/ Modeling Event at judging and Style Review at the Fair to be eligible for awards and placing.</li> </ol>	<p>Complete outfit to be placed in fair clothing display. Project must be checked in between 10:00 a.m. and 3:00 p.m. on Sunday, August 11.</p> <p>Entry 18A: Shopping Savvy - Senior (Ages 14-18, as of Jan.1) Entry 18B: Shopping Savvy - Junior (Ages 8-13, as of Jan. 1)</p>
<p style="text-align: center;"><b>LOOK GREAT FOR LESS</b> 425</p> <p><b>Advanced Skill Level</b></p> <p>This project may be repeated as long as new learning experiences and new skills are developed each time. Members enrolling in this project must purchase a project book each year they enroll in the project. \$8.00</p>	<ol style="list-style-type: none"> <li>This project is designed for advanced-level members who want to use their creativity and resourcefulness to create a Total Look outfit, <b>as inexpensively as possible.</b></li> <li>Must complete <b>all 6 activities</b> in project book. See Project Guidelines on page 3 of the project book.</li> <li>Complete the entire project record book.</li> <li>Purchase a complete outfit by bargain shopping for totally new or new-to-you items.</li> </ol>	<ol style="list-style-type: none"> <li>Bring items 1 - 4 listed on page 5 of this letter for clothing selection projects.</li> <li>Will be interviewed on project activities.</li> <li>Will model complete outfit selected.</li> <li>Must participate in Style Review/ Modeling Event at judging and Style Review at the Fair to be eligible for awards and placing.</li> </ol>	<p>Complete outfit to be placed in fair clothing display. Project must be checked in between 10:00 a.m. and 3:00 p.m. on Sunday, August 11.</p> <p>Entry 19: Look Great for Less</p>

<p style="text-align: center;"><b>NEW FOR 2024</b></p> <p style="text-align: center;">MODELING CLASS INFORMATION</p> <p>This class is judged on July 17. Members are judged only on modeling, (posture, poise, grooming, and how they present themselves on stage) not on construction or selection of their outfit.</p> <p><b>It is Mandatory for any 4-H member taking a clothing project to participate in the Modeling Class. Except for members taking Sew for Others it is optional.</b></p>	<p><b>Modeling Class Categories</b>  <b>There are 4 categories:</b></p> <ol style="list-style-type: none"> <li><b>1. Beginners (ages 8-11, who have NEVER modeled before).</b></li> <li><b>2. Intermediate (ages 12 - 14, who have modeled at least once before)</b></li> <li><b>3. Senior (ages 15 and up)</b></li> </ol>	<p>To enter the Modeling Class, members must complete an entry in Fair Entry by July 8.</p>	<p><b>Entry 23: Beginning Modeling</b>  <b>Entry 24: Intermediate Modeling</b>  <b>Entry 25: Senior Modeling</b></p>	
<p style="text-align: center;"><b>NEW FOR 2024</b></p> <p style="text-align: center;">CLOTHING SKILLATHON INFORMATION</p> <p>The Clothing Skillathon is MANDATORY for all clothing project members. It will be held during clothing judging on <b>Wednesday, July 17 (9:00 – 12:00 noon).</b></p>	<p>Clothing Skillathon Categories</p> <p><b>Construction:</b></p> <p><b>-Junior</b>  <b>-Senior</b></p> <p><b>Selection:</b></p> <p><b>-Junior</b>  <b>-Senior</b></p>	<p>There is no pre-entry required to participate in the Clothing Skillathon. Clothing project members should plan ahead to allow time to take the skillathon before or after their scheduled interview.</p> <p>See more info on page 5 for Skillathon topics.</p>	<p>Winners will be announced during the Style Review at the fair.</p>	

### OHIO STATE FAIR CLOTHING AWARDS

#### Daily Awards

##### GENERAL

1. Each participant will receive a participation ribbon.
2. “Outstanding of the Day” ribbons will be given to the top 20% of the class.
3. One overall clock trophy will be presented to the overall winner in each class.
4. Clock trophy winners will be announced on Thursday following the afternoon Style Revue.

##### SPECIAL

1. Pig Suede Award: Participants who do an outstanding job in using Pig Suede in their garments will be eligible to receive an award.
2. Wool Award: Participants who do an outstanding job in using 100% wool or wool blend (minimum 60% wool or specialty wool fiber) will be eligible to receive an award.
3. Mohair Award: Participants who do an outstanding job in using mohair in their garments will be eligible to receive an award.

#### Special Awards Requiring County Nomination

1. Counties may nominate one individual per award. **Interested members need to talk to Kris!**
2. Nominees cannot be considered for multiple awards.
3. Award winners cannot win any award more than once in their 4-H career.
4. Applicants must present a completed Ohio 4-H Clothing Achievement Record with an accompanying photo of them in their 2024 4-H Total Look outfit when registering at state fair.
5. Winners announced following the Thursday afternoon Style Revue.
  - Lloyd & Doris Roby 4-H Clothing Program Award: \$500 college scholarship. Must be at least a high school junior; based on overall outstanding clothing achievement.
  - Ohio 4-H Fashion Revue Award (1 award) and Master Clothing Educators of Ohio Award (1 Jr. & 1 Sr. award): Must be in a clothing construction project. All “Outstanding of the Day” winners (who turn in required materials) are eligible.
  - Rising Star Award: Must be age 8 - 11 as of Jan. 1, 2024. Must complete required materials. Selection is based on 4-H experience.

## FURNITURE & WOODWORK RECYCLING

### Class 2 - Furniture & Woodwork Recycling

PROJECT	COMPLETION REQUIREMENTS	FOR JUDGING	FAIR EXHIBIT
<p style="text-align: center;"><b>FURNITURE AND WOODWORK RECYCLING</b> 802</p> <p>Intermediate to Advanced Skill Level</p> <p>Judging will be on Wednesday, August 14</p> <p>COUNTY LEVEL PROJECT ONLY Not a State Fair Project.</p> <p>Members enrolling in this project must purchase a project book each year they enroll in the project. \$8.00</p>	<ol style="list-style-type: none"> <li>1. Refinish, restore or reupholster one piece of furniture.</li> <li>2. <b><u>Take before pictures to document work.</u></b> “Before” picture(s) of the item you plan to refinish is due to the Extension Office by July 1. Please include furniture dimensions on the back side of the photo. Members who do not follow this guideline will be able to complete their project and display it at the Huron County Fair, but their grade will be dropped one letter grade and they will not be able to place.</li> <li>3. Make a small poster with before and after pictures of your item.</li> <li>4. Complete project requirements on page 3 in project book and complete book.</li> </ol>	<ol style="list-style-type: none"> <li>1. Bring your refinished, restored and/or reupholstered item. May enter one item.</li> <li>2. Bring completed project records and project book.</li> <li>3. Be prepared to explain the process used in refinishing, restoring, or reupholstering your item.</li> <li>4. Judged on Wednesday morning at the fair.</li> <li>5. Awards presented at 1:00 p.m. Wednesday in the FCS Building.</li> </ol>	<p>Bring a small poster with before and after pictures of item entered. NOTE: This is in addition to the before pictures turned in by July 1.</p> <p>Bring refinished, restored, or reupholstered item to the FCS Building at County Fair between 10:00 a.m. and 3:00 p.m., Sunday, August 11.</p> <p>Entry 1: Refinished Furniture</p>

### **SELF-DETERMINED PROJECT - #365**

### **MAY ONLY REPEAT THE SAME SELF DETERMINED PROJECT FOR 3 YEARS (EXCEPTION IS REFURBISHED TRACTORS)**

NOTE: All miscellaneous self-determined projects (projects that do not fit into any existing project category) will be displayed and judged in the Miscellaneous Building.

**Self-Determined pets will be moved to Pets (follow Pets guidelines) Judging will be Wed. Aug. 14 in the FCS building.**

**Self-Determined Crops will be displayed and judged on Sunday Aug. 11 in the Agronomy building.**

A Self-Determined project gives the 4-H member the freedom to determine and design his/her project. For example, a member may already have completed all the health or bread projects offered, wants to continue with the project area, but doesn't want to repeat the same book. The member can do this by designing his/her own project in health or breads with information that is NOT in the current projects. In this way the member can go beyond the confines of the present book to learn what is of interest to him/her. PROJECT MAY BE EXHIBITED WITH OTHER SIMILAR PROJECTS IN A RELATED PROJECT AREA. This concept may apply to any series of present Ohio 4-H projects. PROJECTS WILL BE DISPLAYED AND EVALUATED IN THE MISCELLANEOUS BUILDING at the fair. Judging will be on Monday morning at the fair. See page 34 in the 2023 Family Guide to 4-H. See the Miscellaneous Fair Requirements Letter for more information.

## HOME DECORATING AND DESIGN

Home Decorating and Design Projects compete at the state fair on Thursday, July 27

### Class 3 - Home Decorating & Design



PROJECT	COMPLETION REQUIREMENTS	FOR JUDGING	FAIR EXHIBIT
<p style="text-align: center;"><b>IT'S MY HOME</b> 491</p> <p>Beginning Skill Level</p> <p>Contribute to your household using your own sense of style.</p> <p>Members enrolling in this project must purchase a project book for \$8.00</p>	<ol style="list-style-type: none"> <li>1. Make simple furnishings or accessories to make the living spaces in your home more pleasing and practical.</li> <li>2. <b>Take pictures of the items you make in place or in use in your home.</b></li> <li>3. Complete all project guidelines in project book and complete book.</li> <li>4. Keep record of time and cost and what you did.</li> </ol>	<ol style="list-style-type: none"> <li>1. Bring an educational exhibit showing something learned in the project. (See Number 15 on page 2 of this letter.)</li> <li>2. Bring completed project book and project records.</li> <li>3. Bring record of cost and time schedule.</li> <li>4. Bring additional items needed to explain what you did in your project including pictures taken.</li> <li>5. Judged on Wednesday morning at the fair.</li> <li>6. Awards presented at 1:00 p.m. Wednesday in the FCS Building.</li> </ol>	<p>Educational exhibit to be placed in FCS Building at County Fair between 10:00 a.m. and 3:00 p.m., Sunday, August 11.</p> <p style="text-align: right;">Entry 1: It's My Home</p>
<p style="text-align: center;"><b>DESIGNING OUTDOOR LIVING SPACES</b> - 801</p> <p>Intermediate to Advanced Skill Level</p> <p>Improve an exterior living area.</p> <p>COUNTY LEVEL PROJECT ONLY Not a State Fair Project.</p>	<ol style="list-style-type: none"> <li>1. Develop and carry out plan to improve an outdoor living area.</li> <li>2. <b>Take before and after pictures and make sketches to document work.</b></li> <li>3. Complete project requirements on page 3 in project book and complete book.</li> <li>4. Keep written records in your project book.</li> </ol>	<ol style="list-style-type: none"> <li>1. Bring an educational exhibit showing something learned in the project. (See Number 15 on page 2 of this letter.)</li> <li>2. Bring completed project book and project records.</li> <li>3. Bring "before" and "after" pictures.</li> <li>4. Judged on Wednesday morning at the fair.</li> <li>5. Awards presented at 1:00 p.m. Wednesday in the FCS Building.</li> </ol>	<p>Educational exhibit to be placed in FCS Building at County Fair between 10:00 a.m. and 3:00 p.m., Sunday, August 11.</p> <p style="text-align: right;">Entry 2: Designing Outdoor Living Spaces</p>
<p style="text-align: center;"><b>MAKEOVER MY SPACE</b> 494</p> <p>Intermediate Skill Level</p> <p>Complete a significant interior decorating project.</p> <p>Members enrolling in this project must purchase a project book each year they enroll in the project. \$8.00</p>	<ol style="list-style-type: none"> <li>1. Design and carry out a room makeover.</li> <li>2. <b>Take before and after pictures and make sketches to document work.</b></li> <li>3. Complete all 10 activities, as well as four Talking it Over pages and complete book.</li> <li>4. Keep written &amp; visual records.</li> </ol>	<ol style="list-style-type: none"> <li>1. Bring an educational exhibit showing something learned in the project. (See Number 15 on page 2 of this letter.)</li> <li>2. Bring completed project book and project records.</li> <li>3. Bring before and after pictures.</li> <li>4. Bring project record with pictures, swatches and budget included.</li> <li>5. Judged on Wednesday morning at the fair.</li> <li>6. Awards presented at 1:00 p.m. Wednesday in the FCS Building.</li> </ol>	<p>Educational exhibit to be placed in FCS Building at County Fair between 10:00 a.m. and 3:00 p.m., Sunday, August 11.</p> <p style="text-align: right;">Entry 3: Makeover My Space</p>
<p style="text-align: center;"><b>YOUR FIRST HOME AWAY FROM HOME</b> 495</p> <p>Advanced Skill Level</p> <p>Plan college dorm room, first apartment or house.</p>	<ol style="list-style-type: none"> <li>1. Plan your college dorm room, first apartment or house using housing, furnishing, equipment and management principles.</li> <li>2. Complete project guidelines on page 3 of project book and complete book.</li> <li>3. Keep a notebook for planning and a project record.</li> </ol>	<ol style="list-style-type: none"> <li>1. Bring an educational exhibit showing something learned in the project. (See Number 15 on page 2 of this letter.)</li> <li>2. Bring completed project book, planning notebook and project records.</li> <li>3. Bring items made or selected if not part of your exhibit.</li> <li>4. Judged on Wednesday morning at the fair.</li> <li>5. Awards presented at 1:00 p.m. Wednesday</li> </ol>	<p>Educational exhibit to be placed in FCS Building at County Fair between 10:00 a.m. and 3:00 p.m., Sunday, August 11.</p> <p style="text-align: right;">Entry 4: Your First Home Away From Home</p>

## MANAGEMENT & EQUIPMENT

Money Management Projects do not compete at the state fair.

The Laundry Project competes on Home Decorating and Design Day at the state fair on Thursday, July 25


### Class 4 - Management & Equipment

PROJECT	COMPLETION REQUIREMENTS	FOR JUDGING	FAIR EXHIBIT
<p style="text-align: center;"><b>BECOMING MONEY WISE</b> 445</p> <p>Beginning Skill Level</p> <p>Level 1- First Year in project Level 2 - Second Year in project Not a State Fair Project.</p> <p>Members enrolling in this project must purchase a project book each year they enroll in the project. \$8.00</p>	<ol style="list-style-type: none"> <li>1. Complete activities listed in project guidelines on page 2 of project book and complete one or two levels.</li> <li>2. There are two levels in this project and may be completed over two years:                             <ul style="list-style-type: none"> <li>* Level 1 – complete pages 1 – 19</li> <li>* Level 2 – complete pages 1 – 8 and 20 – 34.</li> </ul> </li> </ol>	<ol style="list-style-type: none"> <li>1. Bring an educational exhibit showing something learned in the project. (See Number 15 on page 2 of this letter.)</li> <li>2. Bring completed project book and project records.</li> <li>3. Judged on Wednesday morning at the fair.</li> <li>4. Awards presented at 1:00 p.m. Wednesday in the FCS Building.</li> </ol>	<p>Educational exhibit to be placed in FCS Building at County Fair between 10:00 a.m. and 3:00 p.m., Sunday, August 11.</p> <p style="text-align: center;">Entry 1: Becoming Money Wise</p>
<p style="text-align: center;"><b>TEENS ON THE ROAD TO FINANCIAL SUCCESS</b> 448</p> <div style="text-align: center;">  </div> <p>Advanced Skill Level Not a State Fair Project.</p> <p>Members enrolling in this project must purchase a project book each year they enroll in the project. \$8.00. May take project 1-2 years.</p>	<ol style="list-style-type: none"> <li>1. Teens will organize their financial life by analyzing spending, obtaining, and managing banking services, making consumer decisions, and exploring financial careers.</li> <li>2. Complete project guidelines on page 2 in project book and complete book.</li> <li>3. Prepare a Personal Account Book.</li> <li>4. This project is designed to be taken for one or two years. (See pages 2-6 in project book.)</li> </ol>	<ol style="list-style-type: none"> <li>1. Bring an educational exhibit showing something learned in the project. (See Number 15 on page 2 of this letter.)</li> <li>2. Bring completed project book and project records.</li> <li>3. Bring completed Personal Account Book.</li> <li>4. Judged on Wednesday morning at the fair.</li> <li>5. Awards presented at 1:00 p.m. Wednesday in the FCS Building.</li> </ol>	<p>Educational exhibit to be placed in FCS Building at County Fair between 10:00 a.m. and 3:00 p.m., Sunday, August 11.</p> <p style="text-align: center;">Entry 2: Teens On the Road to Financial Success</p>
<p style="text-align: center;"><b>THE LAUNDRY PROJECT</b> 405</p> <p>Beginning Skill Level</p> <div style="text-align: center;">  </div> <p>Members enrolling in this project must purchase a project book each year they enroll in the project. \$8.00</p>	<ol style="list-style-type: none"> <li>1. A beginning level project for members of all ages with no experience in doing laundry.</li> <li>2. Complete activities listed in project guidelines on pages 4-7, including the Project Review on page 7, and complete project book.</li> <li>3. Complete Talking It Over questions on pages 15, 26 &amp; 42.</li> </ol>	<ol style="list-style-type: none"> <li>1. Bring an educational exhibit explaining what was learned in the project. (See Number 15 on page 2 of this letter.)</li> <li>2. Bring completed project book.</li> <li>3. Judged on Wednesday morning at the fair.</li> <li>4. Awards presented at 1:00 p.m. Wednesday in the FCS Building.</li> </ol>	<p>Educational exhibit to be placed in FCS Building at County Fair between 10:00 a.m. and 3:00 p.m., Sunday, August 11.</p> <p style="text-align: center;">Entry 3: The Laundry Project</p>

## FAMILY LIFE

Family Life Projects compete at the state fair on Thursday, July 25

### Class 5 - Family Life

PROJECT	COMPLETION REQUIREMENTS	FOR JUDGING	FAIR EXHIBIT
<p><b>FAMILY HISTORY TREASURE HUNT (Genealogy)</b> 442</p> <p>Members of any age may take this project but requires a project helper on all levels.</p> <p><b>USE THE SAME BOOK 1-6 YEARS</b></p> <p><b>THIS PROJECT BOOK IS \$10.00</b></p> <p>Members enrolling in this project must pay the project fee of \$8.00 each year.</p>	<ol style="list-style-type: none"> <li>1. Learn to conduct genealogical searches, do personal research and document, organize, and reference your work.</li> <li>2. Complete project guidelines in project book and complete book.</li> <li>3. All members need an adult project helper.</li> </ol> <div style="text-align: center;">  </div>	<ol style="list-style-type: none"> <li>1. Bring an educational exhibit showing <b>current year's work</b>. (See Number 15 on page 2 of this letter.)</li> <li>2. Bring completed project book.</li> <li>3. Bring completed pedigree charts, family group sheets, correspondence log and research journal, as outlined in project book. (Make sure you have documentation.)</li> <li>4. Do NOT put irreplaceable family pictures, documents, etc. in display to leave at the fair. Use photocopies in display or just bring special items for judging.</li> <li>5. Judged on Wednesday morning at the fair.</li> <li>6. Awards presented at 1:00 p.m. Wednesday in the FCS Building.</li> </ol>	<p>Educational exhibit to be placed in FCS Building at County Fair between 10:00 a.m. and 3:00 p.m., Sunday, August 11.</p> <p>Entry 1: Family History Treasure Hunt – Beginning (1<sup>st</sup> &amp; 2<sup>nd</sup> year)</p> <p>Entry 2: Family History Treasure Hunt – Advanced, (3<sup>rd</sup> year and beyond)</p>



## PERSONAL DEVELOPMENT

My Favorite Things & Seeing Through Graphic Design competes at the state fair on Thursday, July 25

### Class 6 - Personal Development

PROJECT	COMPLETION REQUIREMENTS	FOR JUDGING	FAIR EXHIBIT
<p style="text-align: center;"><b>THE WRITER IN YOU</b> 588</p> <p>Intermediate to Advanced Skill Level (ages 11 - 18; not designed for younger members)</p> <p>Project appropriate for beginning writer.</p> <p>Not a State Fair Project.</p> <p><b>Note:</b> You will turn in a <b>copy</b> of your fair exhibit item with your project by August 1. Keep the <b>original</b> to turn in for a fair exhibit.</p> <p>Members enrolling in this project must purchase a project book each year they enroll in the project. \$8.00</p>	<ol style="list-style-type: none"> <li>1. Find the motivation you need to start or continue your exploration of the art of writing. Explore why to write, where to get ideas, theme, character, plot and setting, word choice, imagery, and dialog.</li> <li>2. Complete general project guidelines in the project book and complete the entire book.</li> <li>3. Develop a portfolio of pieces written. NOTE: All pieces of writing must include appropriate content. No profanity, no sexual content, or connotations; should not promote alcohol, cigarettes, or drugs.</li> </ol>	<ol style="list-style-type: none"> <li>1. Bring your best writing. Single page entries should be framed. Multiple page entries should be protected in a report folder.</li> <li>2. <b>Projects, including portfolio containing all writing and completed project book, must be turned in to the Extension Office by August 1.</b> This will allow the judge to read all your work before judging interview evaluations. (Members who do not follow this guideline will be able to complete their project and display it at the Huron County Fair, but their grade will be dropped one letter grade and they will not be able to place.)</li> <li>3. A copy of your fair display piece should be included in your notebook but keep the original for yourself to take to the fair.</li> <li>4. Judged on Wednesday morning at the fair.</li> <li>5. Awards presented at 1:00 p.m. Wednesday in the FCS Building.</li> </ol>	<p>Frame best writing for display if it is a single page piece. Entries that are more than one page should be placed in a report cover. Due in FCS Building at County Fair between 10:00 a.m.- 3:00 p.m., Sunday, August 11.</p> <p>Entry 1: The Writer in You Intermediate (ages 11-13) Entry 2: The Writer in You Senior (ages 14-18)</p>
<p style="text-align: center;"><b>SEEING THROUGH GRAPHIC DESIGN</b> 593</p> <p>Intermediate Skill Level</p> <p>Members enrolling in this project must purchase a project book each year they enroll in the project. \$8.00</p>	<ol style="list-style-type: none"> <li>1. Learn more about visual communication with this hands-on approach to graphic design.</li> <li>2. Complete general project guidelines in the project book and complete the entire book.</li> <li>3. Showcase what you learn in a project portfolio.</li> </ol>	<ol style="list-style-type: none"> <li>1. Bring completed project book.</li> <li>2. Bring portfolio with graphic designs</li> <li>3. Judged on Wednesday morning at the fair.</li> <li>4. Awards presented at 1:00 p.m. Wednesday in the FCS Building.</li> </ol>	<p>Bring portfolio to the Jr. Fair FCS Building between 10:00 a.m. and 3:00 p.m., Sunday, August 11.</p> <p>Entry 3: Graphic Design</p>
<p style="text-align: center;"><b>MY FAVORITE THINGS</b> 496</p> <p>Beginning Skill Level</p> <p>- Younger members may take under the guidance of a willing adult.</p> <p>Members enrolling in this project must purchase a project book each year they enroll in the project. \$8.00</p>	<ol style="list-style-type: none"> <li>1. Learn about various types of collections, the ins, and outs of the collecting process, and how to best display your items.</li> <li>2. Complete all 8 activities in the book, at least 2 learning experiences and 2 leadership/ citizenship activities and the project review.</li> <li>3. Choose, assemble, and display a collection.</li> <li>4. <b>Assemble a scrapbook cataloging your collection including pictures and descriptions of items.</b> This scrapbook will be displayed at the fair. If repeating this project, a new collection must be assembled, or new items must be added to your existing collection each year and additional research must be done on your chosen collection.</li> </ol>	<ol style="list-style-type: none"> <li>1. Bring completed scrapbook cataloging your entire collection.</li> <li>2. Bring completed project book and one or two representative items from collection. (For security reasons, collections will not be left on display at the fair.)</li> <li>3. Judged on Wednesday morning at the fair.</li> <li>4. Awards presented at 1:00 p.m. Wednesday in the FCS Building.</li> </ol>	<p>Scrapbook (<b>NOT A POSTER OR OTHER DISPLAY</b>) which catalogs your collection. Bring to FCS Building at County Fair between 10:00 a.m. and 3:00 p.m., Sunday, August 11.</p> <p>(Collections <b>CANNOT</b> be displayed at Fair.)</p> <p>Entry 4: My Favorite Things</p>

## FOOD EXPERIENTIAL LEARNING

Science Fun with Dairy Foods & Science Fun with Kitchen Chemistry compete at the state fair at STEM Day on Saturday, July 27.

These projects do not follow Food & Nutrition project requirements.

Members taking these projects are **NOT** eligible for the Best of Show - Foods's award.

**NEW FOR 2024 COUNTY FAIR AND 4-H FCS / STYLE REVIEW:** To be eligible for placings and premiums, all 4-H members must participate in the Huron County Fair. The fair activity for 4-H members taking Food and Nutrition projects and Experiential Learning is the 4 -H FCS / Style Review. All members taking Food and Nutrition projects and Experiential Learning **MUST** participate in the 4-H FCS / Style Review, Monday, August 12 at the Huron County Fair. **Food and Nutrition** and **Experiential Learning** project participants, along with clothing project participants should be in the Auctioneer G.A. Pickworth Judging Pavilion by 4:50 p.m., Monday August 12.

### Class 7 - Food Experiential Learning

PROJECT	COMPLETION REQUIREMENTS	FOR JUDGING	FAIR EXHIBIT
<p><b>SCIENCE FUN WITH DAIRY FOODS:</b> <b>The Case of the Missing Milk</b> 490</p> <p>Beginner Skill Level</p> <p>Members enrolling in this project must purchase a project book each year they enroll in the project. \$8.00</p>	<p>1. Your kitchen will become a laboratory as you observe and experiment with dairy products. As a member of the Dairy Police Task Force, you will learn the science behind butter, cheese and curds while solving the mystery of The Missing Milk.</p> <p>2. Complete Investigation Guidelines on page 4 of project book, which includes all 6 activities.</p> <p>3. Write a summary of your project experience (see page 7 in project book).</p>	<p>1. Bring completed project book.</p> <p>2. Bring your one-page summary of project experiences (in project book on page 7).</p> <p>3. Bring a poster display on something you learned by completing the project.</p> <p>4. Judged on <b>THURSDAY JULY 18</b>, at the Huron County Fairgrounds, Norwalk.</p>	<p>Must participate in 4-H FCS Review, Monday, August 12 at 5:00 p.m. at Huron County Fair.</p> <p>Poster from judging turned in at FCS Building at County Fair between 10:00 a.m. and 3:00 p.m., Sunday, August 11.</p> <p>Entry 2: Science Fun with Dairy Foods</p>
<p><b>SCIENCE FUN WITH KITCHEN CHEMISTRY</b> 493</p> <p>Beginner Skill Level</p> <p>Members enrolling in this project must purchase a project book each year they enroll in the project. \$8.00</p>	<p>1. Join the Terrestrial Alien Defense Academy and figure out how to outsmart the aliens by doing experiments in your kitchen. Discover how everyday items and kitchen ingredients can be used in cool tests!</p> <p>2. Complete all 11 experiments listed on page 3 of the project book.</p> <p>3. Write a summary of your project experience (see page 6 in project book).</p>	<p>1. Bring completed project book.</p> <p>2. Bring your one-page summary of project experiences (in project book on page 6).</p> <p>3. Bring a poster display on something you learned from one of the experiments done in the project book.</p> <p>4. Judged on <b>THURSDAY, JULY 18</b> at the Huron County Fairgrounds, Norwalk.</p>	<p>Must participate in 4-H FCS Review, Monday, August 12 at 5:00 p.m. at Huron County Fair.</p> <p>Poster from judging turned in at FCS Building at County Fair between 10:00 a.m. and 3:00 p.m., Sunday, August 11.</p> <p>Entry 3-Science Fun w/ Kitchen</p>

## FOOD AND NUTRITION PROJECTS

### SOME THINGS YOU SHOULD KNOW FOR EVALUATION


**INTERVIEW EVALUATION:** All food and nutrition projects are evaluated by individual interviews where a food exhibit will be judged and members will be questioned about what they have learned from completion of the required project activities, preparing recipes, and completing the project book and project portfolio. See item #10 on page 2 of this letter for important information about appropriate dress and grooming.

**JUDGING DATE:** Judged on **THURSDAY JULY 18, 9:00 a.m. – 2:00 p.m.** at the Huron County Fairgrounds, Norwalk. Advisors will receive a specific schedule in July.

**ABSENTEE JUDGING / JUDGING CONFLICTS:** If you will not be available for judging on the designated date, you must make an appointment to bring your completed project to the Extension Office for evaluation on Absentee Judging day, **July 29, 2024**. If you are not judged by the official judge for your project, you will have credit for a completed project, be awarded a project grade, and can exhibit at the fair, **but you will NOT be eligible for placings or premiums.**

#### MEMBERS MUST BRING THE FOLLOWING ITEMS TO JUDGING:

- \_\_\_ 1. **MyPlate Plan** individualized food guidance plan downloaded and printed from the [www.myplate.gov](http://www.myplate.gov) website.
- \_\_\_ 2. **Project Portfolio:** a three-pronged folder or binder that includes 8½" x 11" pages. Participants create a maximum of 1 page (1 sided only) per "activity area" or "interest area" as designated in front of the project book.
- \_\_\_ 3. **One place setting** to serve the meal. (May not be used for more than one project). Centerpiece and placemat optional.
- \_\_\_ 4. **Completed project book.** Members should complete all recipes and activities as required in the project book.



**PROJECT BOOK INSERTS:** The following items are inserted in each project book and should be studied and used to complete your project for judging:

- **MyPlate** - The Food Guidance System. This replaces any information in your project book related to the Food Guide Pyramid or MyPyramid.

**If these inserts are NOT stapled in your project book, please contact the Extension Office to obtain them!!**

#### NUTRITION KNOWLEDGE REQUIREMENTS:

- Members are responsible for the nutrition information and activities that are included in the project books.
- The MyPlate food guidance system has replaced MyPyramid. Each member is required to go on the internet and download and print their own personal My Plate Plan. This should be brought to judging. **Members without access to the internet may go to a public library or make an appointment to use the internet at the Extension Office.**
- Each member's personal MyPlate Plan should be followed to create a **Food Plan** for a day and complete the Menu Supplement sheet (pink- all level projects) (See items 2 & 3 under items to bring to judging.)

**NEW FOR 2024 COUNTY FAIR AND 4-H FCS / STYLE REVIEW:** To be eligible for placings and premiums, all 4-H members must participate in the Huron County Fair. The fair activity for 4-H members taking Food and Nutrition projects and Experiential Learning is the 4-H FCS / Style Review. All members taking Food and Nutrition projects and Experiential Learning **MUST** participate in the 4-H FCS / Style Review, Monday, August 12 at the Huron County Fair. **Food and Nutrition** and **Experiential Learning** project participants, along with clothing project participants should be in the Auctioneer G.A. Pickworth Judging Pavilion by 4:50 p.m., Monday August 12.

Food & Nutrition project members will have their picture (taken at judging) displayed in a booth in the FCS Building during the fair. Selected place settings will also be displayed.

**STATE FAIR PARTICIPATION:** See page 26 & 27 of this letter for details. All projects are eligible for State Fair unless indicated otherwise.


Class 8 – Food & Nutrition

PROJECT	COMPLETION REQUIREMENTS	FOR JUDGING	FAIR EXHIBIT
<p align="center"><b>LET'S START COOKING</b> 459</p> <p><b>Good Beginning Project,</b> for young, inexperienced members (Recommended for ages 8-11)</p> <p>Members enrolling in this project must purchase a project book each year they enroll in the project. \$8.00</p>	<p>1. You will learn how to measure and follow recipes; to make simple, nutritious drinks and snacks; to fit foods into a healthy lifestyle; to have experiences in food shopping; to follow kitchen safety rules; and to serve foods you have prepared.</p> <p>2. Complete project guidelines on page 3 of project book and complete book.</p> <p>3. Nutrition Knowledge Requirements: see page 20 of this letter and project book insert.</p>	<p>1. Bring items 1 - 4 listed on page 20 of this requirements letter.</p> <p>2. Bring completed project book, including Project Review summary on page 7.</p> <p>3. A completed project portfolio – follow guidelines provided</p> <p>A photo of each 4-H member with their place setting will be taken at judging and displayed at the Huron County Fair in the FCS Building.</p>	<p>Must participate in 4-H FCS Review, Monday August 12 at 5:00 p.m. during Huron County Fair.</p> <p>Awards will be presented at this time.</p> <p>Entry 1: Let's Start Cooking</p>
<p align="center"><b>EVERYDAY FOOD AND FITNESS</b> 481</p> <p><b>Beginning Skill Level</b> Members enrolling in this project must purchase a project book each year they enroll in the project. \$8.00</p>	<p>1. Learn how to prepare healthy and hearty snacks using MyPlate as a guide and discover how powerful healthy food can be for your body and mind.</p> <p>2. Complete project guidelines on page 3 of project book and complete book.</p> <p>3. Nutrition Knowledge Requirements: see page 20 of this letter and project book insert.</p>	<p>1. Bring items 1 - 4 listed on page 20 of this requirements letter.</p> <p>2. Bring completed project book, including Project Review summary on page 7.</p> <p>3. A completed project portfolio – follow guidelines provided.</p> <p>A photo of each 4-H member with their place setting will be taken at judging and displayed at the Huron County Fair in the FCS Building.</p>	<p>Must participate in 4-H FCS Review, Monday August 12 at 5:00 p.m. during Huron County Fair.</p> <p>Awards will be presented at this time.</p> <p>Entry 2: Everyday Food and Fitness</p>
<p align="center"><b>SNACK ATTACK!</b> 484</p> <p><b>Beginning Skill Level</b> Members enrolling in this project must purchase a project book each year they enroll in the project. \$8.00</p>	<p>1. Learn how to select and prepare healthful snacks while learning the ins and outs of MyPlate, an important guide to making healthful food choices and being physically active.</p> <p>2. Complete project guidelines on page 4 of project book and complete book.</p> <p>3. Nutrition Knowledge Requirements: see page 20 of this letter and project book insert.</p>	<p>1. Bring items 1 – 4 listed on page 20 of this requirements letter.</p> <p>2. Bring completed project book and record of project activities.</p> <p>3. A completed project portfolio – follow guidelines provided.</p> <p>A photo of each 4-H member with their place setting will be taken at judging and displayed at the Huron County Fair in the FCS Building.</p>	<p>Must participate in 4-H FCS Review, Monday August 12 at 5:00 p.m. during Huron County Fair.</p> <p>Awards will be presented at this time.</p> <p>Entry 3: Snack Attack</p>
<p align="center"><b>TAKE A BREAK FOR BREAKFAST</b> 487</p> <p><b>Beginning Skill Level</b> Should have completed at least one, preferably two prior food and nutrition projects. (Recommended for ages 10 – 12)</p> <p>Members enrolling in this project must purchase a project book each year they enroll in the project. \$8.00</p>	<p>1. See how you can combine foods from different food groups for fun and delicious ways to start the day.</p> <p>2. Complete project guidelines on page 3 of project book and complete book.</p> <p>3. Nutrition Knowledge Requirements: see page 20 of this letter and project book insert.</p>	<p>1. Bring items 1 – 4 listed on page 20 of this requirements letter.</p> <p>2. Bring completed project book including Project Review summary on page 6.</p> <p>3. A completed project portfolio – follow guidelines provided.</p> <p>A photo of each 4-H member with their place setting will be taken at judging and displayed at the Huron County Fair in the FCS Building.</p>	<p>Must participate in 4-H FCS Review, Monday, August 12 at 5:00 p.m. during Huron County Fair.</p> <p>Awards will be presented at this time.</p> <p>Entry 4: Take a Break for Breakfast</p>

PROJECT	COMPLETION REQUIREMENTS	FOR JUDGING	FAIR EXHIBIT
<p align="center"><b>LET'S BAKE QUICK BREADS</b> 461</p> <p><b>Intermediate Skill Level</b> (Recommended for ages 11 - 13)</p> <p>Members enrolling in this project must purchase a project book each year they enroll in the project. \$8.00</p>	<p>1. Bake delicious quick breads while learning the principles of quick bread preparation. Learn how mixing techniques and ingredients determine product character and quality. Quick breads you can learn to bake include specialty breads like Strawberry Bread, Pumpkin Bread, Muffins, Corn Bread, Waffles, and Pancakes.</p> <p>2. Complete project guidelines on page 4 of project book and complete book.</p> <p>3. Nutrition Knowledge Requirements: see page 20 of this letter and project book insert.</p>	<p>1. Bring items 1 - 4 listed on page 20 of this requirements letter.</p> <p>2. Bring completed project book, including Project Review summary on page 7.</p> <p>3. A completed project portfolio – follow guidelines provided.</p> <p>A photo of each 4-H member with their place setting will be taken at judging and displayed at the Huron County Fair in the FCS Building.</p>	<p>Must participate in 4-H FCS Review, Monday August 12 at 5:00 p.m. during Huron County Fair.</p> <p>Awards will be presented at this time.</p> <p>Entry 5: Let's Bake Quick Breads</p>
<p align="center"><b>SPORTS NUTRITION: READY, SET, GO</b> 463</p> <p><b>Intermediate Skill Level</b></p> <p>Members enrolling in this project must purchase a project book each year they enroll in the project. \$8.00</p>	<p>1. Eating well and exercising daily are two keys to a healthy life. Learn how to balance the calories you eat with the calories you burn, why to hydrate, and how carbs, protein, and fats work to support your body and mind.</p> <p>2. Complete project guidelines on page 3 of project book and complete book.</p> <p>3. Nutrition Knowledge Requirements: see page 20 of this letter and project book insert.</p>	<p>1. Bring items 1 - 4 listed on page 20 of this requirements letter.</p> <p>2. Bring completed project book, including Project Review summary on page 5.</p> <p>3. A completed project portfolio – follow guidelines provided.</p> <p>A photo of each 4-H member with their place setting will be taken at judging and displayed at the Huron County Fair in the FCS Building.</p>	<p>Must participate in 4-H FCS Review, Monday August 12 at 5:00 p.m. during Huron County Fair.</p> <p>Awards will be presented at this time.</p> <p>Entry 6: Sports Nutrition: Ready, Set, Go</p>
<p align="center"><b>GRILL MASTER</b> 472</p> <p><b>Intermediate Skill Level</b> For outdoor cooking using charcoal or gas grills.</p> <p>Members enrolling in this project must purchase a project book each year they enroll in the project. \$8.00</p>	<p>1. Progress from grill apprentice to grill master as you focus on the safe use of a grill while preparing delicious meals. Learn about appropriate portion sizes, cooking meat to safe temperatures and using gas and charcoal accessories.</p> <p>2. Complete project guidelines on page 4 of project book and complete book.</p> <p>3. Nutrition Knowledge Requirements: see page 20 of this letter and project book insert.</p>	<p>1. Bring items 1- 4 listed on page 20 of this requirements letter.</p> <p>2. Bring completed project book, including Project Review summary on page 7.</p> <p>3. A completed project portfolio – follow guidelines provided.</p> <p>A photo of each 4-H member with their place setting will be taken at judging and displayed at the Huron County Fair in the FCS Building.</p>	<p>Must participate in 4-H FCS Review, Monday August 12 at 5:00 p.m. during Huron County Fair.</p> <p>Awards will be presented at this time.</p> <p>Entry 7: Grill Master</p>
<p align="center"><b>STAR SPANGLED FOODS</b> 475</p> <p><b>Intermediate Skill Level</b> Members enrolling in this project must purchase a project book each year they enroll in the project. \$8.00</p>	<p>1. Discover the customs and traditions behind favorite American foods. Experiment with keeping and serving food at its best.</p> <p>2. Complete project guidelines on page 2 of project book and complete book.</p> <p>3. Nutrition Knowledge Requirements: see page 20 of this letter and project book insert.</p>	<p>1. Bring items 1-4 listed on page 20 of this requirements letter.</p> <p>2. Bring completed project book.</p> <p>3. A completed project portfolio – follow guidelines provided.</p> <p>A photo of each 4-H member with their place setting will be taken at judging and displayed at the Huron County Fair in the FCS Building.</p>	<p>Must participate in 4-H FCS Review, Monday August 12 at 5:00 p.m. during Fair. Awards will be presented at this time.</p> <p>Entry 8: Star Spangled Foods</p>

PROJECT	COMPLETION REQUIREMENTS	FOR JUDGING	FAIR EXHIBIT
<p><b>PARTY PLANNER: A 4-H GUIDE TO QUANTITY COOKING</b> 477</p> <p><b>Intermediate Skill Level</b></p> <p>Members enrolling in this project must purchase a project book each year they enroll in the project. \$8.00</p>	<p>1. The secrets of successful party planning can be yours. Learn how to plan, budget and safely prepare foods for large groups.</p> <p>2. Host four parties as outlined in the book.</p> <p>3. Complete project guidelines on page 3 of project book and complete book.</p> <p>4. Nutrition Knowledge Requirements: see page 20 of this letter and project book insert.</p>	<p>1. Bring items 1 - 4 listed on page 20 of this requirements letter.</p> <p>2. Bring completed project book, including Project Review summary on page 7.</p> <p>3. A completed project portfolio – follow guidelines provided.</p> <p>A photo of each 4-H member with their place setting will be taken at judging and displayed at the Huron County Fair in the FCS Building.</p>	<p>Must participate in 4-H FCS Review, Monday August 12 at 5:00 p.m. during Huron County Fair.</p> <p>Awards will be presented at this time.</p> <p>Entry 9: Party Planner</p>
<p><b>RACING THE CLOCK TO AWESOME MEALS</b> 485</p> <p><b>Intermediate Skill Level</b></p> <p>Members enrolling in this project must purchase a project book each year they enroll in the project. \$8.00</p>	<p>1. This project focuses on the knowledge and skills needed to prepare quick, nutritious, low-cost meals. It builds on basic food preparation skills so that youth can tackle difficult recipes while being creative with ingredients.</p> <p>2. Complete project guidelines on page 3 of project book and complete book.</p> <p>3. Nutrition Knowledge Requirements: see page 20 of this letter and project book insert.</p>	<p>1. Bring items 1 - 4 listed on page 20 of this requirements letter.</p> <p>2. Bring completed project book.</p> <p>3. A completed project portfolio – follow guidelines provided.</p> <p>A photo of each 4-H member with their place setting will be taken at judging and displayed at the Huron County Fair in the FCS Building.</p>	<p>Must participate in 4-H FCS Review, Monday August 12 at 5:00 p.m. during Huron County Fair.</p> <p>Awards will be presented at this time.</p> <p>Entry 10: Racing the Clock to Awesome Meals</p>
<p><b>DASHBOARD DINING: a 4-H Guide to Healthful Fast Food Choices</b> 486</p> <p><b>Intermediate Skill Level</b></p> <p>Members enrolling in this project must purchase a project book each year they enroll in the project. \$8.00</p>	<p>1. This project is designed to help you discover the importance of making healthful choices when eating at fast food restaurants.</p> <p>2. Complete project guidelines on page 6 of project book and complete book.</p> <p>3. Nutrition Knowledge Requirements: see page 20 of this letter and project book insert.</p>	<p>1. Bring items 1 - 4 listed on page 20 of this requirements letter.</p> <p>2. Bring completed project book, including Project Review summary on page 9.</p> <p>3. A completed project portfolio – follow guidelines provided.</p> <p>A photo of each 4-H member with their place setting will be taken at judging and displayed at the Huron County Fair in the FCS Building.</p>	<p>Must participate in 4-H FCS Review, Monday, August 12 at 5:00 p.m. at Huron County Fair.</p> <p>Awards will be presented at this time.</p> <p>Entry 11: Dashboard Dining</p>
<p><b>COOKIES, COOKIES, COOKIES</b> 843</p> <p><b>Intermediate / Advanced Skill Level</b> (Recommended for ages 12 and up)</p> <p>COUNTY PROJECT ONLY! NOT ELIGIBLE FOR STATE FAIR NOTE: This is a county level project and does NOT require completion of a project portfolio.</p>	<p>1. This project will allow you to explore making a wide variety of different types of cookies including bar cookies, drop cookies, refrigerator cookies, molded cookies, rolled cookies, pressed cookies, and no-bake cookies.</p> <p>2. You will also learn how cookies can fit into a healthy diet when eaten in balance and moderation.</p> <p>3. Complete project guidelines on page 2 of project book and complete book.</p> <p>4. Fill out Project Journal on pages 3-6 of project book.</p> <p>5. Nutrition Knowledge Requirements: see page 20 of this letter and project book insert.</p>	<p>1. Bring items 1, 2, 5 listed on page 20 of this requirements letter. Also refer to Project Guideline #7 on page 2 of your project book.</p> <p>2. Bring completed project book, including Project Journal pages.</p> <p>3. A completed project portfolio – follow guidelines provided.</p> <p>A photo of each 4-H member with their place setting will be taken at judging and displayed at the Huron County Fair in the FCS Building.</p>	<p>Must participate in 4-H FCS Review, Monday August 12 at 5:00 p.m. during Huron County Fair.</p> <p>Awards will be presented at this time.</p> <p>Entry 12: Cookies, Cookies Cookies</p>

PROJECT	COMPLETION REQUIREMENTS	FOR JUDGING	FAIR EXHIBIT
<p align="center"><b>SWEET TREATS</b> 842</p> <p><b>Advanced Skill Level</b> (Recommended for ages 12 and up) COUNTY PROJECT ONLY! NOT ELIGIBLE FOR STATE FAIR</p> <p>NOTE: This is a county level project and does NOT require completion of a project portfolio Members enrolling in this project must purchase a project book each year they enroll in the project. \$8.00</p>	<ol style="list-style-type: none"> <li>1. This project will allow you to explore candy making techniques for four different categories of candy. They are crystalline, non-crystalline, microwave and other candies.</li> <li>2. You will also learn how candies can fit into a healthy diet when eaten in balance and moderation.</li> <li>3. Complete project guidelines on page 2 of project book and complete book.</li> <li>4. Fill out Project Journal on pages 3-5 of project book.</li> <li>5. Nutrition Knowledge Requirements: see page 20 of this letter and project book insert.</li> </ol>	<ol style="list-style-type: none"> <li>1. Bring items 1 - 4 listed on page 20 of this requirements letter. Also refer to Project Guideline #7 on page 2 of your project book.</li> <li>2. Bring completed project book, including Project Journal pages.</li> <li>3. A completed project portfolio – follow guidelines provided.</li> </ol> <p>A photo of each 4-H member with their place setting will be taken at judging and displayed at the Huron County Fair in the FCS Building.</p>	<p>Must participate in 4-H FCS Review, Monday August 12 at 5:00 p.m. during Huron County Fair.</p> <p>Awards will be presented at this time.</p> <p>Entry 13: Sweet Treats</p>
<p align="center"><b>Cooking on My Own</b> 467</p> <p><b>Advanced Skill Level</b> (Recommended for ages 14 and up)</p> <p>For the ambitious cook.</p> <p>Members enrolling in this project must purchase a project book each year they enroll in the project. \$8.00</p>	<ol style="list-style-type: none"> <li>1. Focuses on meals prepared in the oven, range top, microwave, slow cooker, and stir-fried foods. It includes vegetarian foods and selecting foods at the deli. Must prepare all meals in the book.</li> <li>2. Complete project guidelines on page 3 of project book and complete book.</li> <li>3. Nutrition Knowledge Requirements: see page 20 of this letter and project book insert</li> </ol>	<ol style="list-style-type: none"> <li>1. Bring items 1 - 4 listed on page 20 of this requirements letter.</li> <li>2. Bring completed project book.</li> <li>3. A completed project portfolio – follow guidelines provided.</li> </ol> <p>A photo of each 4-H member with their place setting will be taken at judging and displayed at the Huron County Fair in the FCS Building.</p>	<p>Must participate in 4-H FCS Review, Monday August 12 at 5:00 p.m. during Huron County Fair.</p> <p>Awards will be presented at this time.</p> <p>Entry 14: You're the Chef</p>
<p align="center"><b>YEAST BREADS ON THE RISE</b> 462</p> <p><b>Advanced Skill Level</b> (Recommended for ages 14 and up)</p> <p>Designed to be taken after the Quick Breads project. Members are responsible for information in Let's Bake Quick Breads project book.</p>	<ol style="list-style-type: none"> <li>1. Master the art of delicious baking yeast breads. Learn the principles of yeast bread preparation and learn how mixing techniques and ingredients determine product character and quality. Yeast breads you can learn to make include Basic White Bread, Dinner Rolls, Soft Pretzels, Apple Crumb Coffee Cake, Garden Herb Loaf, Pizza Dough, Cheese Bread, Cherry Bread, Raspberry Cheese Coffee Cake, Bagels, Holiday Stollen, Lemon Nut Twists, Pita Bread, and more!</li> <li>2. Complete project guidelines on page 5 of project book and complete book.</li> <li>3. Nutrition Knowledge Requirements: see page 20 of this letter and project book insert</li> </ol>	<ol style="list-style-type: none"> <li>1. Bring items 1 - 4 listed on page 20 of this requirements letter.</li> <li>2. Bring completed project book.</li> <li>3. A completed project portfolio – follow guidelines provided.</li> </ol> <p><b>NOTE: This is no longer a 2-year project. Member is responsible for information in the entire book!</b></p> <p>A photo of each 4-H member with their place setting will be taken at judging and displayed at the Huron County Fair in the FCS Building.</p>	<p>Must participate in 4-H FCS Review, Monday August 12 at 5:00 p.m. during Huron County Fair.</p> <p>Awards will be presented at this time.</p> <p>Entry 15: Yeast Breads on the Rise</p>

PROJECT	COMPLETION REQUIREMENTS	FOR JUDGING	FAIR EXHIBIT
<p align="center"><b>GLOBAL GOURMET</b> 469</p> <p><b>Advanced Skill Level</b> (Recommended for ages 14 &amp; up)</p> <p>One time project for members with 3 years or more experience in food and nutrition Projects. Members enrolling in this project must purchase a project book each year they enroll in the project. \$8.00</p>	<ol style="list-style-type: none"> <li>1. Enjoy the many flavors of foods from around the world!</li> <li>2. Complete project guidelines on page 3 of project book and complete book.</li> <li>3. Explore 7 different countries (Project Interest Areas), plan meals featuring <b>two or more</b> of the suggested menu items for each country.</li> <li>4. Nutrition Knowledge Requirements: see page 20 of this letter and project book insert.</li> </ol>	<ol style="list-style-type: none"> <li>1. Bring items 1 - 4 listed on page 20 of this requirements letter.</li> <li>2. Bring completed project book, including Project Review summary on page 5.</li> <li>3. A completed project portfolio – follow guidelines provided.</li> </ol> <p>A photo of each 4-H member with their place setting will be taken at judging and displayed at the Huron County Fair in the FCS Building.</p>	<p>Must participate in 4-H FCS Review, Monday August 12 at 5:00 p.m. during Huron County Fair.</p> <p>Awards will be presented at this time.</p> <p>Entry 16: Global Gourmet</p>
<p align="center"><b>EASY AS PIE</b> 841</p> <p><b>Advanced Skill Level</b> (Recommended for ages 14 and up)</p> <p align="center">COUNTY PROJECT ONLY! NOT ELIGIBLE FOR STATE FAIR</p> <p>NOTE: This is a county level project and does NOT require completion of a project portfolio.</p>	<ol style="list-style-type: none"> <li>1. Learn basic nutrition and quality ingredients of pies. Also, learn proper use of tools and techniques for making various types of crusts and fillings.</li> <li>2. Members will make at least 12 different pies.</li> <li>3. Complete project guidelines on page 2 of project book and complete book.</li> <li>4. Fill out Project Journal on pages 3-6 of project book.</li> <li>5. Nutrition Knowledge Requirements: see page 20 of this letter and project book insert.</li> </ol>	<ol style="list-style-type: none"> <li>1. Bring items 1 - 4 listed on page 20 of this requirements letter.</li> <li>2. Bring completed project book, including Project Journal pages.</li> <li>3. A completed project portfolio – follow guidelines provided.</li> </ol> <p>A photo of each 4-H member with their place setting will be taken at judging and displayed at the Huron County Fair in the FCS Building.</p>	<p>Must participate in 4-H FCS Review, Monday August 12 at 5:00 p.m. during Huron County Fair.</p> <p>Awards will be presented at this time.</p> <p>Entry 17: Easy as Pie</p> 
<p align="center"><b>BEYOND THE GRILL</b> 474</p> <p><b>Advanced Skill Level</b> (Recommended for ages 14 and up)</p> <p>Members enrolling in this project must purchase a project book each year they enroll in the project. \$8.00</p>	<ol style="list-style-type: none"> <li>1. Explore a variety of outdoor cooking skills while finding easy ways to follow the USDA's MyPlate guidelines. Experiment with a pie iron, solar cooker and rotisserie. Also, hone your skills on the grill, then throw a cookout party and use what you've learned.</li> <li>2. Complete project guidelines on page 4 of project book and complete book.</li> <li>3. Nutrition Knowledge Requirements: see page 20 of this letter and project book insert.</li> </ol>	<ol style="list-style-type: none"> <li>1. Bring items 1 - 4 listed on page 20 of this requirements letter.</li> <li>2. Bring completed project book, including Project Review summary on page 7.</li> <li>3. A completed project portfolio – follow guidelines provided.</li> </ol> <p>A photo of each 4-H member with their place setting will be taken at judging and displayed at the Huron County Fair in the FCS Building.</p>	<p>Must participate in 4-H FCS Review, Monday August 12 at 5:00 p.m. during Huron County Fair.</p> <p>Awards will be presented at this time.</p> <p>Entry 18: Beyond the Grill</p>



PROJECT	COMPLETION REQUIREMENTS	FOR JUDGING	FAIR EXHIBIT
<p style="text-align: center;"><b>KITCHEN BOSS</b> 476</p> <p><b>Advanced Skill Level</b> (Recommended for ages 14 and up)</p> <p><b>NEW IN 2022</b></p> <p>Designed for members who have experience in both beginning and intermediate level projects.</p>	<p>1. All your experience comes together in this project created for those exploring cooking as a profession or simply developing their kitchen skills. Plan, prepare, and present delicious food like the culinary boss you want to be. Focus is on cooking methods, becoming familiar with tools and equipment, and experimenting with ingredients and flavors.</p> <p>2. Complete project guidelines on page 1 of the project book and complete book.</p> <p>3. Nutrition Knowledge Requirements: see page 20 of this letter and project book insert.</p>	<p>1. Bring items 1 - 4 listed on page 20 of this requirements letter.</p> <p>2. Bring completed project book, including the journal, to document project activities.</p> <p>3. A completed project portfolio – follow guidelines provided.</p> <p>A photo of each 4-H member with their place setting will be taken at judging and displayed at the Huron County Fair in the FCS Building.</p>	<p>Must participate in 4-H FCS Review, Monday August 12 at 5:00 p.m. during H5ron County Fair.</p> <p>Awards will be presented at this time.</p> <p>Entry 19: Kitchen Boss</p>

## RECOGNITION OF MOST CREATIVE TABLE SETTINGS AND EXHIBIT AT THE FAIR

Judges will choose outstanding place settings at judging. These place settings will be recognized at the Huron County Fair with a special sticker on the member's photo on display in the FCS Building. **The top place settings will be asked to exhibit their place setting at the Huron County Fair.** The winner of the Most Creative Place Setting award will be announced at the Huron County Fair on Monday, August 12 at the FCS Review and will receive a special award. This will be an opportunity to highlight the work 4-H members put into their judging exhibits for foods judging. Those selected as top place settings will receive a letter and need to bring their place setting to the Huron County Fair on Sunday, August 11 between 10:00 a.m. and 3:00 p.m. and check it in at the Family Consumer Sciences Building office. These top place settings will remain on exhibit for the whole week of the fair and should be picked up on Sunday, August 18 between 8:00 a.m. and 12:00 noon when all projects are released.

## **STATE FAIR PARTICIPATION**

1. The Food and Nutrition Event will be three days. Advanced projects will compete on Tuesday, July 30; Intermediate projects will compete on Wednesday, July 31, and Beginner projects will compete on Thursday, August 1.
2. Everyone will participate in three different stations, which include a skill station (an activity applying knowledge focusing on MyPlate); a portfolio station with members sharing their learning experiences in a folder documenting what they learned from their project book and an interview station (answering questions directly from their book).
3. Projects eligible: All foods and nutrition projects are eligible for State Fair participation except Easy as Pie, Sweet Treats, and Cookies, Cookies, Cookies.
4. One junior (ages 8-13) and one senior (ages 14-18) may be selected in each Beginning and Intermediate Food & Nutrition project. One participant may be selected for each Advanced Food & Nutrition project.
5. Participants will be selected at County Food Judging held on Thursday, July 18. Participants selected will be notified personally by phone.
6. Emphasis in State Fair selections will be based on choosing the “best” projects to participate, not on filling all categories.
7. State Fair participants will NOT take any prepared food, posters, daily menus, or other props to the State Fair. Participants only take their portfolio, a pencil, and a clipboard.
8. Nutrition knowledge requirements for State Fair are outlined on page 20 of this letter.

## **STATE FAIR FOOD AND NUTRITION PROJECT PORTFOLIO GUIDELINES MANDATORY**

(Portfolio instructions for county judging)


1. The Portfolio is a project specific to the participant’s book. It is used to enhance the conversation with the member and a judge about the activities the member completed within the project.
  - a. The participant will be responsible for bringing a 3-ring folder or binder that includes 8½” x 11” pages.
  - b. Participants will create a maximum of one page (one-sided only) per “activity area” or “interest area” as designated in the front of their project book.
  - c. Pages may be in collage, journaling, timeline, photo, or any other format that would illustrate the work and knowledge of the participant. Each page could be different or could be a combination of styles allowing the 4-H’er to reflect on his/her learning experiences.
  - d. There will be no points for scrapbooking style!
  - e. The portfolios will be judged on the inclusion of information about the interest or activity areas listed in the front of each book, the organization of the materials, verbal presentation, and communication with the judge regarding their portfolio.
  - f. The member’s project book may not be a part of their portfolio.
  - g. The portfolio is to be completed prior to arrival at county and state fair judging.

## HEALTHY LIVING

Health Projects compete at the state fair on Wednesday, July 26.

### Class 9 - Healthy Living

PROJECT	COMPLETION REQUIREMENTS	FOR JUDGING	FAIR EXHIBIT
<p style="text-align: center;"><b>YOU'RE THE ATHLETE</b> 300</p> <p>THIS PROJECT BOOK IS \$12.00. Still must pay the \$8.00 project fee, Project can be taken 1-4 years.</p> <p><b>Intermediate Skill Level</b> This project is designed so members can work on the project while they participate in a sport</p>	<ol style="list-style-type: none"> <li>Learn the fundamentals of being a well-rounded athlete, whether you participate individually or with a team.</li> <li>Complete the seven project guidelines on page 5 of the project book and complete the required number of sections in the book.</li> <li>Complete a project summary on page 145 in book, "My Season Highlights".</li> </ol> <p><i>If you intend to use this for a Fall or Winter sport, you should not sign up for the project until 2023. Purchase the project book before the sport starts.</i></p>	<ol style="list-style-type: none"> <li>Bring an educational exhibit showing something learned in the project. (See Number 15 on page 2 of this letter.)</li> <li>Bring completed project book and project records.</li> <li>Bring your project summary and any extra materials you have used.</li> <li>Judged on Wednesday morning at the fair.</li> <li>Awards presented at 1:00 p.m. Wednesday in the FCS Building.</li> </ol>	<p>Educational exhibit to be placed in FCS Building at County Fair between 10:00 a.m. and 3:00 p.m., Sunday, August 11.</p> <p>Entry 5: You're the Athlete</p>
<p style="text-align: center;"><b>STAYING HEALTHY</b> 351</p> <p style="text-align: center;">Beginning Skill Level</p> <p>Members enrolling in this project must purchase a project book each year they enroll in the project. \$8.00</p>	<ol style="list-style-type: none"> <li>Are you ready to learn how to keep your body healthy? You'll have fun learning to keep fit, increasing your brain power, and expressing yourself in positive ways. The project book covers personal cleanliness, nutrition, and fitness.</li> <li>Complete project completion guidelines on page 2 of project book and complete book.</li> </ol>	<ol style="list-style-type: none"> <li>Bring an educational exhibit showing something learned in the project. (See Number 15 on page 2 of this letter.)</li> <li>Bring completed project book, including Finishing Up summary on page 29.</li> <li>Judged on Wednesday morning at the fair.</li> <li>Awards presented at 1:00 p.m. Wednesday in the FCS Building.</li> </ol>	<p>Educational exhibit to be placed in FCS Building at County Fair between 10:00 a.m. and 3:00 p.m., Sunday, August 11.</p> <p>Entry 1: Staying Healthy</p>
<p style="text-align: center;"><b>KEEPING FIT</b> 352</p> <p style="text-align: center;">Intermediate Skill Level</p> <p>Members enrolling in this project must purchase a project book each year they enroll in the project. \$8.00</p>	<ol style="list-style-type: none"> <li>Develop a personal fitness plan and gain the benefits of exercise and test your fitness knowledge.</li> <li>Complete project completion guidelines on page 2 of the project book and complete book, including the "4-H Fitness File" on pages 30-36.</li> </ol>	<ol style="list-style-type: none"> <li>Bring an educational exhibit showing something learned in the project. (See Number 15 on page 2 of this letter.)</li> <li>Bring completed project book and project records.</li> <li>Bring your "4-H Fitness File".</li> <li>Judged on Wednesday morning at the fair.</li> <li>Awards presented at 1:00 p.m. Wednesday in the FCS Building.</li> </ol>	<p>Educational exhibit to be placed in FCS Building at County Fair between 10:00 a.m. and 3:00 p.m., Sunday, August 11.</p> <p>Entry 6: Keeping Fit</p>
<p style="text-align: center;"><b>FIRST AID IN ACTION</b> 353</p> <p><b>Beginning Skill Level</b></p> <p>Members enrolling in this project must purchase a project book each year they enroll in the project. \$8.00</p>	<ol style="list-style-type: none"> <li>Learn about first aid and create your own family first aid kit.</li> <li>Complete project completion guidelines on page 2 of the project book and complete book.</li> <li>Assemble a family first aid kit and develop a First Aid Instruction Book to go in your kit.</li> </ol>	<ol style="list-style-type: none"> <li>Bring an educational exhibit showing something learned in the project. (See Number 15 on page 2 of this letter.)</li> <li>Bring completed project book.</li> <li>Bring assembled first aid kit and First Aid Instruction Book.</li> <li>Judged on Wednesday morning at the fair</li> <li>Awards presented at 1p.m. Wed in the FCS Bld.</li> </ol>	<p>Educational exhibit to be placed in FCS Building at County Fair between 10:00 a.m. and 3:00 p.m., Sunday, August 11.</p> <p>Entry 2: First Aid in Action</p>

PROJECT	COMPLETION REQUIREMENTS	FOR JUDGING	FAIR EXHIBIT
<p align="center"><b>MEDICINE SCIENCE AND SAFETY</b> 354</p> <p><b>Beginning Skill Level</b></p> <p>Members enrolling in this project must purchase a project book each year they enroll in the project. \$8.00</p>	<ol style="list-style-type: none"> <li>Learn how to make decisions about medicine and how to stay safe around it.</li> <li>Complete project guidelines in book and complete book.</li> </ol>	<ol style="list-style-type: none"> <li>Bring an educational exhibit showing something learned in the project. (See Number 15 on page 2 of this letter.)</li> <li>Bring completed project book and project records.</li> <li>Judged on Wednesday morning at the fair</li> <li>Awards presented at 1:00 p.m. Wednesday in the FCS Building.</li> </ol>	<p>Educational exhibit to be placed in FCS Building at County Fair between 10:00 a.m. and 3:00 p.m., Sunday, August 11.</p> <p>Entry 3: Medicine Science and Safety</p>
<p align="center"><b>TRACKING YOUR HEALTH AND FITNESS</b> 355</p> <p><b>Intermediate Skill Level</b></p> <p>Members enrolling in this project must purchase a project book each year they enroll in the project. \$8.00</p>	<ol style="list-style-type: none"> <li>Learn about health &amp; fitness and about your vital measures.</li> <li>Complete project guidelines in book and complete book.</li> <li>A fitness tracking device is recommended but not required.</li> </ol>	<ol style="list-style-type: none"> <li>Bring an educational exhibit showing something learned in the project. (See Number 15 on page 2 of this letter.)</li> <li>Bring completed project book and project records.</li> <li>Judged on Wednesday morning at the fair</li> <li>Awards presented at 1:00 p.m. Wednesday in the FCS Building.</li> </ol>	<p>Educational exhibit to be placed in FCS Building at County Fair between 10:00 a.m. and 3:00 p.m., Sunday, August 11.</p> <p>Entry 7: Tracking Your Health and Fitness</p>
<p align="center"><b>ALCOHOL AND DRUG ABUSE</b> 357</p> <p><b>Advanced Skill Level</b></p> <p>Members enrolling in this project must purchase a project book each year they enroll in the project. \$8.00</p> 	<ol style="list-style-type: none"> <li>Learn about the growing problem of alcohol and drug abuse and how alcohol and drugs affect brain performance. Also learn about the nature of addiction, how alcohol is marketed, why teens use and how to best respond to this problem.</li> <li>Complete project guidelines on page 3 of project book and complete book.</li> <li>Write a summary of your project experience (page 7 in project book).</li> </ol>	<ol style="list-style-type: none"> <li>Bring an educational exhibit showing something learned in the project. (See Number 15 on page 2 of this letter.)</li> <li>Bring completed project book and project records.</li> <li>Bring your one-page summary of project experiences (page 7 in project book).</li> <li>Judged on Wednesday morning at the fair.</li> <li>Awards presented at 1:00 p.m. Wednesday in the FCS Building.</li> </ol>	<p>Educational exhibit to be placed in FCS Building at County Fair between 10:00 a.m. and 3:00 p.m., Sunday, August 11.</p> <p>Entry 8: Alcohol &amp; Drug Abuse</p>
<p align="center"><b>THE TRUTH ABOUT TOBACCO</b> 358</p> <p><b>Advanced Skill Level</b></p> <p>Members enrolling in this project must purchase a project book each year they enroll in the project. \$8.00</p>	<ol style="list-style-type: none"> <li>Learn more than just the physical effects of tobacco use, but how tobacco products are made, marketed, and consumed in America. Discusses cigarettes and other tobacco products, as well as secondhand smoke.</li> <li>Complete project guidelines on page 3 of project book and complete book.</li> <li>Write a summary of your project experience (page 7 in project book).</li> </ol>	<ol style="list-style-type: none"> <li>Bring an educational exhibit showing something learned in the project. (See Number 15 on page 2 of this letter.)</li> <li>Bring completed project book and project records.</li> <li>Bring your one-page summary of project experiences (page 7 in project book).</li> <li>Judged on Wednesday morning at the fair.</li> <li>Awards presented at 1:00 p.m. Wed in the FCS Building.</li> </ol>	<p>Educational exhibit to be placed in FCS Building at County Fair between 10:00 a.m. and 3:00 p.m., Sunday, August 13.</p> <p>Entry 9: The Truth About Tobacco</p>

PROJECT	COMPLETION REQUIREMENTS	FOR JUDGING	FAIR EXHIBIT
<p align="center"><b>YOUR THOUGHTS MATTER</b> <b>Navigating Mental Health</b> 359</p> <p><b>Advanced Skill Level</b></p> <p>Members enrolling in this project must purchase a project book each year they enroll in the project. \$8.00</p>	<ol style="list-style-type: none"> <li>1. What does mental health really mean? How many people are affected by mental health issues? Be part of the solution by learning the answer to these questions and more.</li> <li>2. Complete project guidelines on page 3 of project book and complete book.</li> <li>3. Write a summary of your project experience (page 5 in project book).</li> </ol>	<ol style="list-style-type: none"> <li>1. Bring an educational exhibit showing something learned in the project. (See Number 15 on page 2 of this letter.)</li> <li>2. Bring completed project book and project records.</li> <li>3. Bring your one-page summary of project experiences (page 5 in project book).</li> <li>4. Judged on Wednesday morning at the fair.</li> <li>5. Awards presented at 1:00 p.m. Wednesday in the FCS Building.</li> </ol>	<p>Educational exhibit to be placed in FCS Building at County Fair between 10:00 a.m. and 3:00 p.m., Sunday, August 11.</p> <p>Entry 10: Your Thoughts Matter</p>
<p align="center"><b>Your Feelings Matter</b> 360</p> <p><b>Beginning Skill Level</b></p> <p>Members enrolling in this project must purchase a project book each year they enroll in the project. \$8.00</p>	<ol style="list-style-type: none"> <li>1. Complete all 7 activities and all Talking it over questions, take part in at least 2 learning experiences, become involved in at least 2 leadership/citizenship activities, complete project review.</li> <li>2. Complete project guidelines on page 3 of project book and complete book.</li> <li>3. Write a summary of your project experience (page 6 in project book).</li> </ol>	<ol style="list-style-type: none"> <li>1. Bring an educational exhibit showing something learned in the project. (See Number 15 on page 2 of this letter.)</li> <li>2. Bring completed project book and project records.</li> <li>3. Bring your one-page summary of project experiences (page 6 in project book).</li> <li>4. Judged on Wednesday morning at the fair.</li> <li>5. Awards presented at 1:00 p.m. Wednesday in the FCS Building.</li> </ol>	<p>Educational exhibit to be placed in FCS Building at County Fair between 10:00 a.m. and 3:00 p.m., Sunday, August 11.</p> <p>Entry 11: Your Feelings Matter</p>
<p align="center"><b>SUPERHERO YOU</b> 434</p> <p><b>Beginning Skill Level</b></p> <p>Members enrolling in this project must purchase a project book each year they enroll in the project. \$8.00</p>	<ol style="list-style-type: none"> <li>1. Complete all 5 activities including Talking it Over activities.</li> <li>2. Take part in at least 2 Learning Experiences</li> <li>3. Get involved in at least 2 Leadership/Citizenship Activities.</li> <li>4. Complete the Project Review on page 5.</li> </ol>	<ol style="list-style-type: none"> <li>1. Bring an educational exhibit showing something learned in the project. (See Number 15 on page 2 of this letter.)</li> <li>2. Bring completed project book &amp; project records (including the Project Review on page 5.</li> <li>3. Judged on Wednesday morning at the fair.</li> <li>4. Awards presented at 1:00 p.m. Wednesday in the FCS Building.</li> </ol>	<p>Educational exhibit to be placed in FCS Building at County Fair between 10:00 a.m. and 3:00 p.m., Sunday, August 11.</p> <p>Entry 4: Superhero You</p>
<p align="center"><b>NEW FOR 2024</b> <b>Relationships 101</b> 356</p> <p><b>Intermediate Skill Level</b></p> <p>Members enrolling in this project must purchase a project book each year they enroll in the project. \$8.00</p>	<ol style="list-style-type: none"> <li>1. Complete all 5 activities including Talking Over Activities.</li> <li>2. Take part in at least 2 Learning Experiences.</li> <li>3. Get involved in at least 2 Leadership/Citizenship Activities.</li> <li>4. Complete Project Review.</li> </ol>	<ol style="list-style-type: none"> <li>1. Bring an educational exhibit showing something learned in the project. (See Number 15 on page 2 of this letter.)</li> <li>2. Bring completed project book &amp; project records (including the Project Review on page 5.</li> <li>3. Judged on Wednesday morning at the fair.</li> <li>4. Awards presented at 1:00 p.m. Wednesday in the FCS Building.</li> </ol>	<p>Educational exhibit to be placed in FCS Building at County Fair between 10:00 a.m. and 3:00 p.m., Sunday, August 11.</p> <p>Entry 12: Relationships 101</p>

## FINE ARTS

- Fine Arts includes Get Started in Art, Scrapbooking, Cake Decorating and Quilting.
- Fine Arts projects are evaluated in interviews on **Tuesday, July 16th** at Huron County Fairgrounds Expo Building, Norwalk.
- PLEASE NOTE: Fine Arts projects remain at judging until the judges decide on placings. All projects must be picked up at the Expo Building by 1:00 p.m. the day of judging.
- If unable to make this date, you must schedule an absentee judging time on **July 29** to be eligible to exhibit at the county fair.
- Members judged at absentee judging receive credit for project completion and can exhibit at the fair but are **not eligible for placings**.
- Fine Arts awards are announced and presented during the FCS Review on Monday, August 12 at 5:00 p.m. in the Auctioneer G.A. Pickworth Judging Pavilion.  
**NOTE:** Members must be present at the FCS Review to receive placings and premiums. Line up is at 4:50 p.m.



### GET STARTED IN ART

**AGE REQUIREMENTS:** Appropriate for members of all skill levels and ages, this project can be repeated if new learning takes place and new works of art are completed. Due to the abstract art and design concepts taught, younger members find this information difficult to understand. Help from parents, advisors, or other caring adults may help beginning members achieve success in this project.

**JUDGING:** Members are evaluated on what they have learned, and effort made, not artistic ability. Please show **all work attempted**. Be Creative. All artworks must be **original work** completed for your Get Started in Art project this year, for example, items made for Art classes in school or crafts from Bible School, etc. may not be used. Members will set up their exhibit of articles made at their judging time on July 16 and will leave them in place until around 1:00 p.m. at which time they must be taken home. Individual interview times will be assigned during the morning. Your advisor will receive a judging schedule in July. Judges will interview each member on their project activities and assign a "judging grade" for the project. Individual items that will be displayed at the fair will be placed at judging. Placings will not be posted on items until after the FCS Review at the fair.

Get Started in Art and Scrapbooking projects compete at the State Fair on Thursday, July 25  
 Cake Decorating projects compete at the State Fair on Tuesday, July 30.



PROJECT	COMPLETION REQUIREMENTS	FOR JUDGING	FOR FAIR EXHIBIT
<p style="text-align: center;"><b>GET STARTED IN ART</b> 592</p> <p><b>All ages &amp; skill levels</b></p> <p>Junior: Ages 8-13, as of Jan. 1                      Senior: Ages 14-18, as of Jan. 1</p> <p>Works of art should not exceed 3'x3'x3'</p> <p>Oversized works of art (larger than 3' x 3'; maximum size 4' x 8') will only be displayed at the fair if it is a state qualifier and/or 1<sup>st</sup> place in medium.</p> <p>Gift wrapping display is a flat (2 dimensional) 12" x12" piece of wood or cardboard wrapped like a present.</p>	<p>1. Explore the basic elements of visual art through activities on color, line, space, balance and more.</p> <p>2. Complete Project Guidelines on page 4 of project book, which includes all 11 activities, and complete book.</p> <p>3. Write a summary of your project experience (see page 7 in project book).</p> <p>4. Complete three works of art (see ideas and examples on pages 29-37). Each work of art must fit into a different media category (entry number):</p> <ol style="list-style-type: none"> <li>1. chalk/carbon/pigment</li> <li>2. clay/dough</li> <li>3. fiber/fabric</li> <li>4. glass/metal</li> <li>5. natural items &amp; leather</li> <li>6. paper</li> <li>7. wood/plastic</li> <li>8. gift wrapping (12" x 12")</li> </ol>	<p>1. Bring <b>ALL</b> artwork attempted.</p> <p>2. Bring completed evaluation sheets on each of your three selected art projects. These evaluation sheets will be in your project book.</p> <p>3. Bring completed project book.</p> <p>4. Bring your one-page summary of project experiences (in project book on page 7).</p> <p>5. Judging is Tuesday, July 16 at the Huron County Fairgrounds Expo Building, Norwalk.</p> <p>6. State Fair: One Junior and one Senior member will be selected to represent Huron County at the State Fair on July 25</p> <p>The three works of art the member selects for judging and fair <b>must be ready for display with hooks, wires, etc. on back of hanging projects.</b> (Framing is optional but works of art should come ready to hang).</p>	<p>Enter 3 works of art that represent 3 <u>different</u> media. Items must be the three evaluated at judging. <b>Write name &amp; club on back.</b></p> <p>Bring items to the Jr. Fair FCS Building between 10:00 a.m. and 3:00 p.m., Sunday, August 11.</p> <p>Participate in FCS Review Monday, August 12 at 5:00 p.m.</p> <p>CLASS 10 - Get Started in Art, Junior                      CLASS 11 - Get Started in Art, Senior</p>

PROJECT	COMPLETION REQUIREMENTS	FOR JUDGING	FOR FAIR EXHIBIT
<p style="text-align: center;"><b>CAKE DECORATING</b> 492</p> <p>Please list the proper division on your fair entry card. Juniors are ages 8-13, as of January 1. Seniors are ages 14-18, as of January 1.</p> <p><b>492B - The Beginning Decorator -</b> Members will learn to bake and frost single-layer cakes and learn simple decorating procedures. 492B - Jr. 492B - Sr.</p> <p><b>492I - The Intermediate Decorator -</b> Members will learn how to bake two-layer cakes and make flat surface flowers, simple flower nail flowers, roses, a variety of borders, and special effects like Cornella lace, lattice work, basket weave, and others. 492I - Jr. 492I - Sr.</p> <p><b>492A - The Advanced Decorator -</b> Members will learn to bake stacked and tiered cakes, master all flat surface flowers, and flower nail flowers, and learn to make flowers using the lily nail. 492A - Jr. 492A - Sr.</p> <p>Members need a Cake Decorating Project &amp; Record Book #492 each year (\$8.00). They also need a Cake Decorating Resource Book, #492R for \$8.00. The Resource Book is reusable for many years.</p>	<ol style="list-style-type: none"> <li>1. Complete Decorating Skills and Techniques, as appropriate for your level.</li> <li>2. Complete Project Requirements by level.</li> <li>3. Keep a record for each cake decorated during the project, including a picture or diagram.</li> <li>4. Bake, Crumb and Decorate Cakes: <ul style="list-style-type: none"> <li>• Beginner - Bake and decorate at least 5 cakes for special occasions, using beginner techniques.</li> <li>• Intermediate - Bake and decorate at least 5 cakes for special occasions, using intermediate techniques.</li> <li>• Advanced - Bake and decorate at least 5 cakes for special occasions using advanced techniques and the principles and elements of good design. At least one cake should be a stacked or tiered cake.</li> </ul> </li> </ol> 	<ol style="list-style-type: none"> <li>1. Bring completed Project &amp; Record Book (complete for your level).</li> <li>2. Bring a real cake that you baked, crumbed, frosted, and decorated. Type of cake &amp; techniques depends on your level.</li> <li>3. Hands-on Activity: Bring a decorating bag of frosting made from a recipe in the book, plus decorating tip(s) used in making your cake. Member will demonstrate techniques used on their cake on wax paper.</li> <li>4. Judging is Tuesday, July 16 at Huron County Fairground Norwalk.</li> <li>5. State Fair: Members in the following categories will be selected to represent Huron County at the State Fair on July 30. <ul style="list-style-type: none"> <li>• Beginner - Junior</li> <li>• Beginner - Senior</li> <li>• Intermediate - Junior</li> <li>• Intermediate - Senior</li> <li>• Advanced - Junior</li> <li>• Advanced - Senior</li> </ul> </li> </ol> <p>Juniors are ages 13 and younger, as of Jan. 1 Seniors are ages 14 or older, as of Jan. 1</p> 	<p>A photo of each 4-H member with their decorated cake will be taken at judging and displayed in the Jr. Fair FCS Building throughout the fair.</p> <p>Participate in FCS Review on Monday, August 12 at 5:00 p.m.</p> <p>CLASS 13 - Cake Decorating</p> <p>Entry 1: Beginner 1A - Junior 1B - Senior</p> <p>Entry 2: Intermediate 2A - Junior 2B - Senior</p> <p>Entry 3: Advanced 3A - Junior 3B - Senior</p> <p>Juniors are ages 8-13, as of January 1.</p> <p>Seniors are ages 14-18, as of January 1.</p>

## QUILTING PROJECTS

Huron County offers **four** quilting projects. There are two state-wide 4-H quilting projects and two county-based quilting projects (Beginning, Intermediate, and Advanced level difficulty). The county advanced level project may be taken as a two-year project. **NO KITS, PRECUT pieces, or PREPRINTED FABRIC** may be used for any quilting project.

Quilting projects compete at the state fair on Wednesday July 24..

PROJECT	COMPLETION REQUIREMENTS	FOR JUDGING	FAIR EXHIBIT
<p style="text-align: center;"><b>PATCHED N' PIECED PILLOW</b> 807</p> <p><b>Beginning</b> Skill Level project for members of any age who have little or no experience with sewing or quilting. Project can be completed by hand or by machine.</p> <p>COUNTY PROJECT ONLY</p> <p>Members enrolling in this project must purchase a project book each year they enroll in the project. \$8.00</p>	<ol style="list-style-type: none"> <li>1. Learn the basics of selecting and preparing fabrics for quilting, cutting quilt pieces, and piecing quilt pieces into a block by hand or by machine.</li> <li>2. Complete project requirements on page 2 of project book and complete book.</li> <li>3. Will piece a four-block pillow top consisting of <b>at least</b> four basic pieces (see pages 11 &amp; 12 in project book).</li> <li>4. Add batting and quilt the top either by hand quilting, machine quilting, or tying techniques.</li> <li>5. Add a pillow back and stuff the pillow using fiber fill or a pillow form.</li> <li>6. If this project is repeated, additional skills must be attempted.</li> </ol>	<ol style="list-style-type: none"> <li>1. Bring completed pillow.</li> <li>2. Bring completed project book and project records.</li> <li>3. Judging is Tuesday, July 16 at the Huron County Fairgrounds Expo Building, Norwalk.</li> </ol> <div style="text-align: center;">  </div>	<p>Display completed pillow at the fair. Check project in between 10:00 a.m. and 3:00 p.m. on Sunday, August 11.</p> <p>Participate in FCS Review on Monday, August 12 at 5:00 p.m.</p> <p>CLASS 14 - Quilting Entry 1: Patched N' Pieced Pillow</p>
<p style="text-align: center;"><b>YOU CAN QUILT!</b> 499</p> <p><b>Beginning - Intermediate</b> Skill Level project for members of any age who have little experience with sewing or quilting. Project requires use of quilting tools and sewing machine.</p> <p>Members enrolling in this project must purchase a project book each year they enroll in the project. \$8.00</p> <div style="text-align: center;">  </div>	<ol style="list-style-type: none"> <li>1. Learn the basics of selecting fabrics, rotary cutting, machine piecing, layering your quilt, hand tying techniques and binding a quilt.</li> <li>2. Will complete one mini quilt in pattern and sizes as shown in book (two patterns from which to choose).</li> <li>3. All mini quilts must be stitched or knotted by the 4-H member. Any mini quilts which are professionally stitched are ineligible to place.</li> <li>4. Complete project guidelines on page 3 of project book and complete book.</li> <li>5. Write a summary of your project experience (see page 7 in project book).</li> <li>6. If this project is repeated, additional skills must be attempted.</li> </ol> <p>Quilting tools required: sewing machine, rotary cutter, rotary mat, rotary ruler, scissors, pins, thread, seam ripper and an iron.</p>	<ol style="list-style-type: none"> <li>1. Bring completed "You Can Quilt!" mini-quilt project from pattern in book, either the Rail Fence Pattern or the Four Patch Pattern.</li> <li>2. Bring completed project book and project records.</li> <li>3. Bring your one-page summary of project experiences (in project book on page 7).</li> <li>4. Judging is Tuesday, July 16 at the Huron County Fairgrounds Expo Building, Norwalk.</li> <li>5. State Fair: One Junior (ages 8-13 as of Jan. 1) and one Senior (ages 14-18 as of Jan. 1) will be selected to represent Huron County at the State Fair on July 24.</li> </ol>	<p>Display completed "You Can Quilt!" mini quilt at the fair. Check project in between 10:00 a.m. and 3:00 p.m. on Sunday, August 11.</p> <p>Participate in FCS Review on Monday, August 12 at 5:00 p.m.</p> <p>CLASS 14 - Quilting Entry 2: You Can Quilt</p>



PROJECT	COMPLETION REQUIREMENTS	FOR JUDGING	FAIR EXHIBIT
<p><b>QUILTING THE BEST BETTER</b> 498</p> <p><b>Intermediate - Advanced</b> Skill Level project for members aged 11 and up who have some sewing and quilting experience.</p> <p>Members enrolling in this project must purchase a project book each year they enroll in the project. \$8.00</p>	<ol style="list-style-type: none"> <li>1. Practice and refine your quilting skills and learn to use some advanced tools and gadgets.</li> <li>2. Complete project requirements on page 3 of project book and complete book.</li> <li>3. Construct a community service project quilt or a personal lap quilt using the half-square triangle method using the Friendship Star, Churn Dash or Pinwheel pattern.</li> <li>4. All quilts must be stitched or knotted by the 4-H member. Quilts which are professionally stitched are ineligible to place.</li> <li>5. Write a summary of your project experience (see page 7 in project book).</li> <li>6. If this project is repeated, additional skills must be attempted</li> </ol>	<ol style="list-style-type: none"> <li>1. Bring completed “Quilting the Best Better” lap quilt project from pattern in book, using the half-square triangle method.</li> <li>2. Bring completed project book and project records.</li> <li>3. Bring your one-page summary of project experiences. (Page 7 in book)</li> <li>4. Judging is Tuesday, July 16, at the Huron County Fairgrounds Expo Building Norwalk.</li> <li>5. State Fair: One member will be selected to represent Huron County at the State Fair on July 24.</li> </ol>	<p>Display completed lap quilt at the fair. Check project in between 10:00 a.m. and 3:00 p.m. on Sunday, August 11.</p> <p>Participate in FCS Review on Monday, August 12 at 5:00 p.m.</p> <p>CLASS 14 - Quilting Entry 4: Quilting the Best Better</p>
<p><b>KEEPSAKE QUILT</b> 809</p> <p>Advanced Skill Level project for members aged 14 and up who have some sewing or quilting experience. Project can be completed by machine or by hand and can be taken as a two-year project.</p> <p>COUNTY PROJECT ONLY</p> <p>Members enrolling in this project must purchase a project book each year they enroll in the project. \$8.00</p>	<ol style="list-style-type: none"> <li>1. Learn the basics of selecting and preparing fabrics for quilting, cutting quilt pieces, piecing or appliqueing quilt pieces by hand or by machine.</li> <li>2. Construct a quilt top no smaller than 45” x 60” using machine or hand sewing techniques.</li> <li>3. First Year: Complete at least the piecing or applique of the quilt top.</li> <li>4. Second Year: Finish quilt top by adding batting and a backing and quilt using hand or machine quilting or tying techniques.</li> <li>5. Complete project book activities. See Project requirements on page 3 of project book.</li> <li>6. If this project is repeated with a new quilt, additional skills must be attempted.</li> </ol>	<ol style="list-style-type: none"> <li>1. Bring completed quilt top or quilt</li> <li>2. Bring completed project book and project records.</li> <li>3. Judging is Tuesday, July 16 at the Huron County Fairgrounds Expo Building, Norwalk</li> </ol>	<p>Display completed quilt top or quilt at the fair. Check project in between 10:00 a.m. and 3:00 p.m. on Sunday, August 11.</p> <p>Participate in FCS Review on Monday, August 12 at 5:00 p.m.</p> <p>CLASS 14 – Quilting Entry 5 – Keepsake Quilt</p>

<p style="text-align: center;"><b>SCRAPBOOKING: A 4-H GUIDE TO PRESERVING MEMORIES</b> 497</p> <p>Please list the proper division on your fair entry.  <b>497A</b> - Junior Scrapbooking, 1st year taking a scrapbooking project  <b>497B</b> - Junior Scrapbooking, 2nd year &amp; beyond in scrapbooking  <b>497C</b> - Senior Scrapbooking, 1st year taking a scrapbooking project  <b>497D</b> - Senior Scrapbooking, 2nd year &amp; beyond in scrapbooking</p> <p><b>Beginner Skill Level</b></p> <p>Junior: Ages 8-13, as of Jan. 1  Senior: Ages 14-18, as of Jan. 1</p> <p>Members enrolling in this project must purchase a project book each year they enroll in the project. \$8.00</p>	<ol style="list-style-type: none"> <li>1. Complete project requirements on page 3 of project book and complete book.</li> <li>2. Activity 8 is optional.</li> <li>3. Make a scrapbook with pages made this year, for this project. Scrapbook page size is at the discretion of the member.</li> <li>4. The number of pages required differs with the division:  497A - Junior - 1<sup>st</sup> Year: Four pages, front &amp; back   497B - Junior - 2<sup>nd</sup> Year &amp; Beyond: Eight pages, front &amp; back   497C - Senior - 1<sup>st</sup> Year: Eight pages, front &amp; back   497D - Senior - 2<sup>nd</sup> Year &amp; Beyond: Eight pages, front and back</li> <li>5. Make a separate scrapbook page (8½" x 11" or 12" x 12") <b>which includes your picture</b> for display at the fair. <b>Make sure your name, club and division are written on the back.</b></li> </ol>	<ol style="list-style-type: none"> <li>1. Bring completed project book, including Project Review on page 7.</li> <li>2. Bring a scrapbook and required number of scrapbook pages made for this project, this year.</li> <li>3. Bring a completed 8 ½" x 11" or 12" x 12" scrapbook page with your picture on it. Page protectors will be provided.</li> <li>4. Judging is Tuesday, July 19 at the Huron County Fairgrounds Expo Building, Norwalk.</li> <li>5. All scrapbooks must be left at judging until all projects are judged and judges have placed the classes. <b>All projects must be picked up by 1:00 and taken home.</b></li> <li>6. State Fair: One Junior, 1st year, one Junior, 2nd year &amp; beyond: one Senior, 1st year and one Senior, 2nd year &amp; beyond will be selected to represent Huron County at the State Fair on July 26 Display page, which includes an individual picture of you, must be correct size (8½" x 11" or 12" x 12") and handed in at judging (on July 19) to be eligible to place. Make sure your name, club name and division are written on the back.</li> </ol>	<p>Exhibit is the scrapbook page with your picture on it that you brought to judging. Pages will be displayed in the Jr. Fair FCS Building throughout the fair. (We will keep your scrapbook page after judging and put it in the display booth).</p> <p>Participate in the FCS Review on Monday, August 15 at 5:00 p.m.</p> <p>CLASS 12 - Scrapbooking  Entry 1: Junior - 1st year  Entry 2: Junior - 2nd year &amp; beyond  Entry 3: Senior - 1st year  Entry 4: Senior - 2nd year &amp; beyond</p>
--	--	---	---