

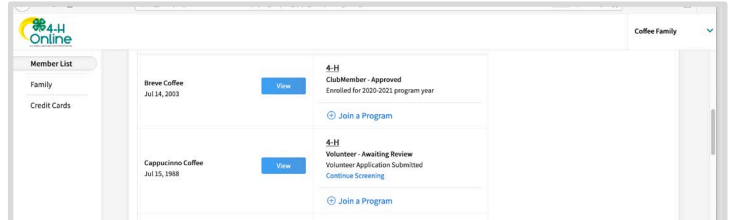
Entering Animals in 4-H Online: Huron

Deadline: Please see attached page for specific dates and identification requirements for all livestock, dogs and horses.

Steps

1. Log in to your family account.
2. Click to View the Member's record for whom you would like to add an animal.

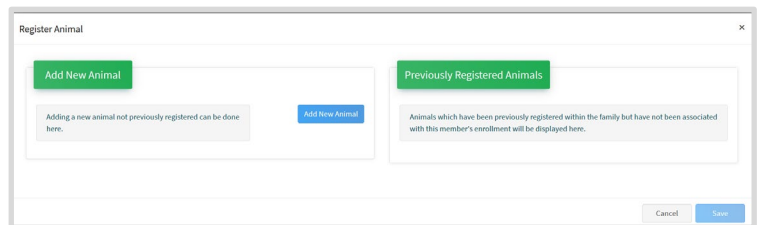
(Screen appearance may vary per state)



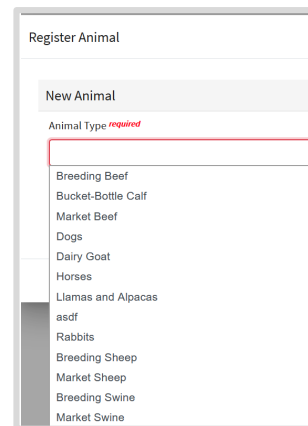
3. Click Animals in the navigation pane.
4. Click the blue Register Animal button.



5. Click Add New Animal to start adding a new animal.



6. Select the appropriate animal type from the drop-down menu.
7. Enter the required Tag, Tattoo, or Animal Name as directed. An animal's name is not an identifier so you may use a name, tag number or a generic name such as steer, wether, etc.

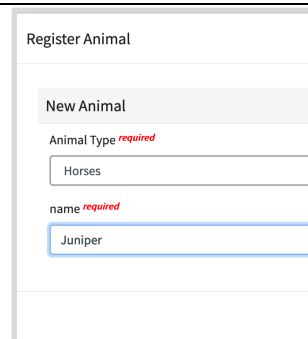


8. **YOU MUST ENTER THE ENTIRE TAG NUMBER! if you do not, it will be sent back to you to add the entire number. Sheep and Goats must be their full Scrapie ID tag. Market Cattle use full EID.**

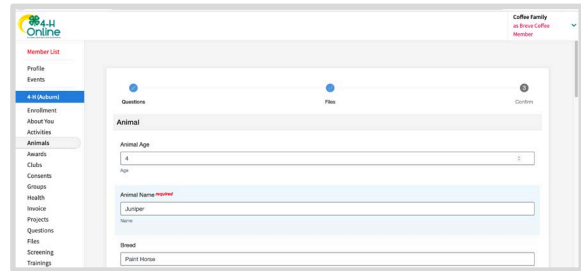
9. **Click Save.**

9. Complete each of the required fields and optional fields as needed. We realize some required fields may not apply to you.

**For unknown birthdate use 01/01/2000.
For Breeder: May enter Chris Clover**



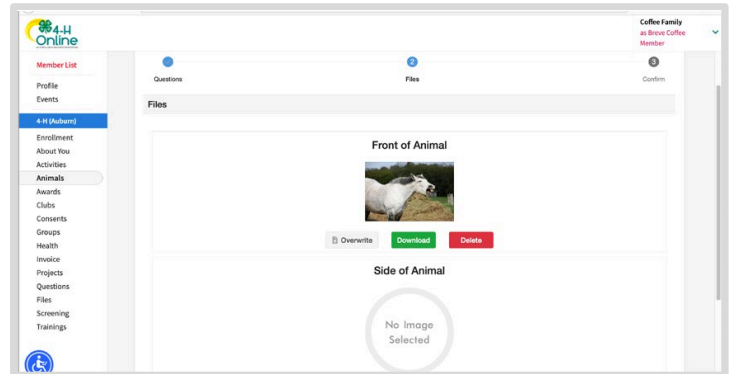
10. Click the Next button at the bottom of the form.



11. Upload any required or optional files for this animal. **Family Beef, Hog, Lambs, Goats or Cattle needs entered in each family member's profile!**

All pictures must be clear and in the right places.
Front - the face.
Left - Whole left side
Right - Whole right side
Identifier - picture of the appropriate identifier must be in the ear.
EID, RIFD, Scrapie, Tattoo, Notches are examples.

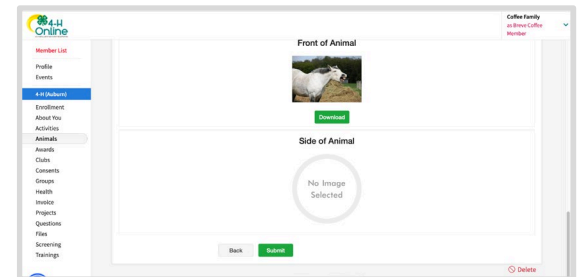
****MAKE SURE YOU CAN CLEARLY SEE THE TAG IN THE PICTURE****



12. Click the Next button

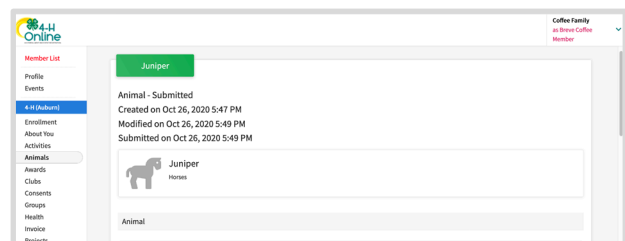
13. Review the entered information. Use the Back button at the bottom of the page to return to the previous screen to make corrections.

14. Once the entered information is correct and reviewed, click the Submit button.



15. The animal information will display on the screen with the status, created, modified, and submitted date and time stamp (local time).

If tag, tattoo or notch numbers are missing or pictures are not correct, the animal will be sent back to be corrected.



If animal approval is needed, you will receive an email when your County manager has approved the animal record.

Click on the Animals tab from your account at any time to view the status for all of the animals for a member in the family.



Entering Animals in 4-H Online: Huron

All Market and Breeding Livestock will be added, this will help with Fair Entry

***Failure to have full scrapie, EID/RFID, notches, or tattoo numbers listed will be sent back for correction.
If pictures are not as listed, the animal will be sent back for correction.***

June 1, 2024

Dogs – Fill in all required areas.

Pictures: Front = Face, Left Side = Whole Left side, Right Side = Whole Right Side,

Identifier = Clear Picture of the Dog License

Document: Vaccination Record

May 15, 2024

Market Lamb – Full Scrapie tag number

Pictures: Front = Face, Left Side = Whole Left side, Right Side = Whole Right Side,

Identifier = Clear Picture of the Scrapie Tag.

Breeding Sheep- Full Scrapie tag number

Pictures: Front = Face, Left Side = Whole Left side, Right Side = Whole Right Side,

Identifier = Clear Picture of the Scrapie Tag.

Market Goats - Full Scrapie tag number or Tattoo

Pictures: Front = Face, Left Side = Whole Left side, Right Side = Whole Right Side,

Identifier = Clear Picture of the Scrapie Tag or Tattoo

Breeding Goats - Full Scrapie tag number or Tattoo

Pictures: Front = Face, Left Side = Whole Left side, Right Side = Whole Right Side,

Identifier = Clear Picture of the Scrapie Tag or Tattoo

Pygmy/Fiber/Rec Goats - Full Scrapie tag number or Tattoo

Pictures: Front = Face, Left Side = Whole Left side, Right Side = Whole Right Side,

Identifier = Clear Picture of the Scrapie Tag or Tattoo if possible

Market Hogs – Ear Notches, please make sure to put in the correct numbers ex. L-5, R-2

Pictures: Front = Face, Left Side = Whole Left side, Right Side = Whole Right Side,

Identifier = Clear Picture of the ear notches, taken from behind, usually takes the best pictures.

Breeding Hogs (STATE FAIR PARTICIPANTS ONLY) - Full EID/RFID Tag Number

Pictures: Front = Face, Left Side = Whole Left side, Right Side = Whole Right Side,

Identifier = Clear Picture of the EID/RFID Tag.

All Dairy – Full Tag or Tattoo Number

Pictures: Front = Face, Left Side = Whole Left side, Right Side = Whole Right Side,
Identifier = Clear Picture of the Tag or Tattoo.

Document: Registered animals, in the family name or official lease in the exhibitor's name –
Upload registration. Must be in the family name or an official lease in the exhibitor's name, with
the date by May 15 of current year.

Beef Breeding - Full EID/RFID Tag Number

Pictures: Front = Face, Left Side = Whole Left side, Right Side = Whole Right Side,
Identifier = Clear Picture of the EID/RFID Tag.

All Feeder Calves - Full EID/RFID Tag Number to be entered up to 3 days after county tagging.

Pictures: Front = Face, Left Side = Whole Left side, Right Side = Whole Right Side,
Identifier = Clear Picture of the EID/RFID Tag.

Market Rabbits – Tattoo number and to be entered up to 3 days after county tattooing.

Pictures: Fill in the photos with various photos of the rabbits(s). Group photos are acceptable.
Identifier = Clear Picture of Tattoo Numbers to be entered up to 3 days after county tattooing.

Breeding Rabbits - – Tattoo Number

Pictures: Front = Face, Left Side = Whole Left side, Right Side = Whole Right Side,
Identifier = Clear Picture of Tattoo

Turkeys – Type of Poultry, fill in the photos with various photos of the turkey(s). Group photos are acceptable.

Non-meat/waterfowl/pigeons – Type of Poultry, fill in the photos with various photos of the bird(s).
Group photos are acceptable.

Equine (Horse, Pony, Small Equine)– Type of equine

Pictures: Front = Face, Left Side = Whole Left side, Right Side = Whole Right Side,
Identifier = Back end

July 10, 2024

Meat Chickens - Type of Poultry, fill in the photos with various photos of the bird(s). Group photos are acceptable.

December 7, 2024 – for 2025

Market Beef - Full EID/RFID Tag Number

Market Beef receiving their EID Tag at tagging to be entered up to 3 days after county tagging.

Pictures: Front = Face, Left Side = Whole Left side, Right Side = Whole Right Side,
Identifier = Clear Picture of the EID/RFID Tag.